


Name: .....

### ADVENTURE ISLAND

ACTIVITY 1: Read the story and answer:


1. What happens in the first picture?
2. What does Bonzo see in the river?
3. Where is the treasure?




AJ: Ow! My head! That bridge was high!  
Danny: Are you OK?  
AJ: I'm fine.



AJ: Hey! There's a girl. She's running towards the river.  
Danny: Let's follow her.




AJ: Where is she?  
Danny: I don't know, but look! That's the cave on the map!  
Bonzo: Oh no! A ccccc...crocodile!  
Nipper: What a baby!



AJ: How deep is it?  
Danny: It isn't deep. I'm going to go through it.



AJ: I'm scared, Danny. I'm going to go back.  
Danny: Don't go back now... Look! The treasure!



AJ, Danny: Help! Who are you?  
Tara: My name's Tara and you aren't going to escape!



ACTIVITY 2: Match these words from the text and their definitions.

1. CROCODILE

2. BRIDGE

3. TREASURE

4. CAVE

A. Something that is above a river and lets vehicles and people cross the river.

B. A green animal with long and sharp teeth and a very long tail

C. A dark place that is inside of a mountain and where there are bats.

D. Something that will make you rich if you find it because it contains a lot of gold and jewels.

ACTIVITY 3: Now listen to the story and order it:

1. The children see a girl and decide to follow her.

2. Danny sees the treasure inside of the cave.

3. Tara captures the children.

4. Bonzo sees a crocodile.

5. The children fall from a bridge.

6. Danny crosses the river.

7. AJ is scared and wants to go back.

8. The children see the cave on the map on the other side of the river.

ACTIVITY 4: Answer these questions:

1- Why do you think that Tara is angry?

2- Why do you think she captured the children?

3- Why do you believe that Tara is alone in the island?

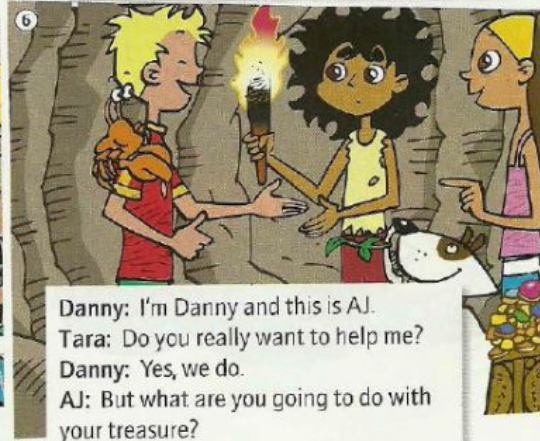



4- What do you think will happen next in the story?





ACTIVITY 5: Read and listen to the text. Then, answer:

1. Were your predictions in activity 4) correct?
2. Who sees a shooting star?
3. What is a shooting star (picture n° 4 will help you)?






ACTIVITY 6: Listen to the story and match.

		1	is angry about the treasure.
Tara		2	doesn't want to listen.
AJ		3	wants to help.
Danny		4	makes a wish.
		5	takes the map.

ACTIVITY 7: Can you read Nipper's notes? Write the message below.



ACTIVITY 8: Read these sentences from the story and then match

- Tara: This map isn't yours. It's mine. The treasure is mine, too.
- Tara: Ow! Whose dog is this?  
Danny: He's ours. Good boy, Bonzo.

1. IT ISN'T YOURS

2. IT'S MINE

3. HE'S OURS

A. It is my map.

B. He is our dog.

C. It isn't your map.





ACTIVITY 9: Now, watch the video and complete the table. (algunas las van a poder completer sin el vídeo si hicieron la actividad anterior).

### Grammar possessives

Whose map is this?

This is **my** map. = This is

This is **your** map. = This is

This is **his** map. = This is

This is **her** map. = This is


This is **its** map. = This is

This is **our** map. = This is

This is **their** map. = This is



ACTIVITY 10: Look at the pictures. Then match and answer the questions. Use the possessives in activity 9. Number 2 is an example



1. Whose map is this?

\_\_\_\_\_

2. Whose book is this?

**It's his.**

3. Whose ball is this?

\_\_\_\_\_

4. Whose raft is this?

\_\_\_\_\_

ACTIVITY 11: Read these sentences and answer:

- **Maybe** she'll leave us here!
- **I think** she'll come back.
- **I don't think** she'll come back.
- They'll **probably** take the treasure

1. ¿De que es la abreviación "ll"?

2. Unir las frases con sus significados.

A. Maybe...

B. I think...

C. I don't think...

D. Probably...

1. Creo que...

2. Probablemente...

3. Quizás...

4. No creo que...



3. ¿Los chicos están seguros de que lo que están diciendo vaya a pasar? ¿Para que se usaba el futuro "will"?
4. Now watch the video and check your answers:



ACTIVITY 12: Match the images with the phrases.



HAVE A PARTY

MAKE A TREEHOUSE

BUY CLOTHES



TAKE SAILING LESSONS

WEAR THE JEWELS



HELP ANIMALS







ACTIVITY 13: What will the children do with the treasure? Make 3 predictions for each child.  
Use the phrases in activity 9. (Tienen que hacer 3 predicciones de lo que ustedes imaginan que cada chico haría con el tesoro, tienen que usar las formas para hacer predicciones que aprendieron en la actividad 11)

have a party   wear the jewels  
go on holiday   buy lots of clothes  
make a tree house   help animals  
have sailing lessons   buy a computer

*Danny will probably... I think AJ... Maybe Tara...*

1. Danny will probably buy a computer.

2. \_\_\_\_\_

3. \_\_\_\_\_

4. \_\_\_\_\_

5. \_\_\_\_\_

6. \_\_\_\_\_

7. \_\_\_\_\_

8. \_\_\_\_\_

ACTIVITY 14: Imagine you have the treasure, write 3 things you will do with it. Use **will**.

1. \_\_\_\_\_

2. \_\_\_\_\_

3. \_\_\_\_\_