

VOCABULARY: SCHOOL OBJECTS

There are many objects in a classroom.
Here you can find some examples.




BACK TO
SCHOOL!

Do you know the names of these objects? It's time to discover them! To do this, you can use a paper dictionary or a digital one. Look for their names and write them down.








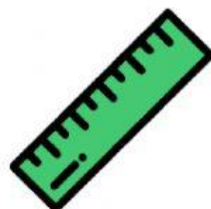




















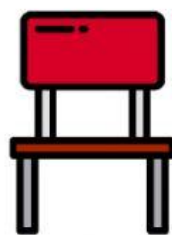


















Once you know the name of the school objects it is time to match each picture with its definition:



1. You use it to bring your school material to class.
2. You use it to write on a paper, a notebook...
3. You use them to colour your drawings.
4. You use it to cut out in Arts.
5. You can use it to know how long an object is.
6. You use it to write important things.
7. You use it to work and you must have it clean and tidy.
8. The teacher uses it to write things down.
9. You use it to work and surf on the Internet.
10. You sit down on it.
11. You can use it to learn, to read stories...
12. You use it to keep your pencil, crayons, rubber, ruler, sharpener, markers, etc.
13. You use it to erase when you make a mistake.
14. You use it to write on the blackboard.
15. You use it to know the time.
16. You use it to enter or to exit the classroom.
17. You use it to write down.
18. You use it to paint.
19. You use them to colour or to write in colours.
20. You use it to glue different things to each other.
21. You use it to sharpen your pencil or your crayons.

