







Pictogram

Complete the table and use the pictogram to answer the questions.

Favourite Flavour		Total
Vanilla		
Chocolate		
Bubblegum		
Cookies & Cream		
Peppermint		

 = 1 student

- How many students does each ice cream cone represents? _____
- Altogether, how many students voted on their favourite ice cream? _____
- Which flavor ice cream is the MOST favourite? _____
 - How many students like this flavor? _____
- Which flavor ice cream is the LEAST favourite? _____
 - How many students like this flavor? _____
- How many MORE students like Cookies & Cream ice cream Chocolate? _____
