








MODERN CLASSROOM SUPPLIES & OTHER MATERIALS

Created by TMarianVDL



A. LOOK AT THE PICTURES BELOW OF TRADITIONAL SUPPLIES.
FROM THE FOLLOWING LIST, DRAG AND DROP THE RIGHT NAME TO THE CORRECT PICTURE.

RULER				
BACKPACK				
STICKY NOTE				
BAG				
STAPLER				
PEN				
SCISSORS				
SHEET				
BINDER				
ERASER				
TAPE				
SHARPENER				
PENCIL				
COLORED PENCILS				
NOTEBOOKS				

DEVICES				
				
TABLET	DESKTOP COMPUTER	PROJECTOR	LAPTOP	CELLPHONE / MOBILE PHONE







MODERN CLASSROOM SUPPLIES & OTHER MATERIALS

Created by TMarianVDL



B. USE THE DIGITAL PENCIL TO MATCH THE ITEMS BELOW WITH THEIR NAMES.

TAB

DESK

HEADSET





FLASHDRIVE

MOUSE












KEYBOARD

CHAIR

BROWSER

C. LISTEN TO THE AUDIO. NEXT, WRITE THE WORD YOU HEAR.

	CLICK TO PLAY AUDIO	→		
	CLICK TO PLAY AUDIO	→		
	CLICK TO PLAY AUDIO	→		
	CLICK TO PLAY AUDIO	→		
	CLICK TO PLAY AUDIO	→		
	CLICK TO PLAY AUDIO	→	