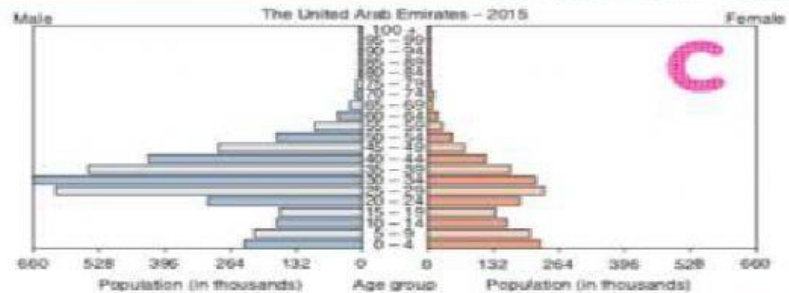
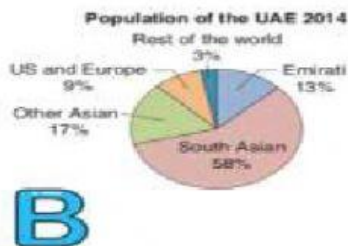


Which paragraph is talking about which diagram?

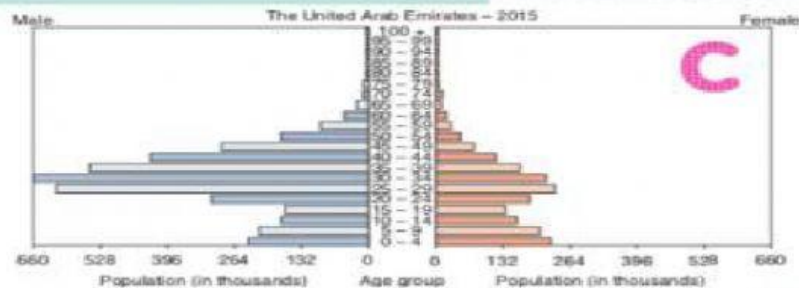
Population growth in the United Arab Emirates is among the highest in the world, mostly due to immigration. Until the 1960s the population of the UAE grew steadily, but between 1960 and 1970 the number of inhabitants increased dramatically from just under 100,000 to over 200,000. From 1980 until the turn of the century the population continued to rise steadily, but between 2000 and 2010 the population more than doubled with a significant increase in the number of males. From 2015 to 2016 the population rose slightly by 110,000 to just over 9.2 million.

The UAE			
Year	Population	Male Population	Female Population
1950	69,590	35,269	34,321
1960	92,612	46,336	46,276
1970	233,434	149,031	86,403
1980	1,016,789	709,310	307,479
1990	1,811,457	1,191,540	619,898
2000	3,050,127	2,066,257	983,871
2010	8,329,453	6,231,995	2,097,458
2015	9,156,963	6,708,236	2,448,707
2016	9,266,971	6,754,143	2,512,828



Official data released in 2014 showed that the largest group of people living in the UAE are migrants. In fact, only 11.5 per cent of residents are Emirati. The majority of people living and working in the UAE are from South Asia, making up over 50 per cent of the total population. However, people of many nationalities, such as Omanis, Americans and Filipinos, live in the UAE. Many of these expatriates are single men under the age of 60.

The UAE			
Year	Population	Male Population	Female Population
1950	69,590	35,269	34,321
1960	92,612	46,336	46,276
1970	233,434	149,031	86,403
1980	1,016,789	709,310	307,479
1990	1,811,457	1,191,540	619,898
2000	3,050,127	2,066,257	983,871
2010	8,329,453	6,231,995	2,097,458
2015	9,156,963	6,708,236	2,448,707
2016	9,266,971	6,754,143	2,512,828



The large number of expatriates has led to a significant gender gap in the UAE population of working age. There are far more males than females over the age of 20, and this difference increases dramatically in the 30 to 34 age group. In this category, there are more than 60 per cent more males than females. By the age of 65, the gender gap has narrowed to levels similar to other countries, although only 1 per cent of the population is over the age of 65.

The UAE			
Year	Population	Male Population	Female Population
1950	69,590	35,269	34,321
1960	92,612	46,336	46,276
1970	233,434	149,031	86,403
1980	1,016,789	709,310	307,479
1990	1,811,457	1,191,540	619,898
2000	3,050,127	2,066,257	983,871
2010	8,329,453	6,231,995	2,097,458
2015	9,156,963	6,708,236	2,448,707
2016	9,266,971	6,754,143	2,512,828

