Clase 29-09
FORM III
Miss Yesi
Instituto Sol

Name:.....

SOUNDS NG AND NK

ACTIVITY 1: Listen and repeat



ACTIVITY 2: Listen and sing.

Sing a song while you swing, swing, swing.

Look at the king with his ring, ring, ring.

Wash your hands at the sink, sink, sink.

Now you're thirsty, have a drink, drink, drink.



ACTIVITY 3: Watch the video and complete the table.

Sound ng	Sound nk
Para pronunciarlo tenemos primero pronunciar una letra _____ como normalmente lo hacemos. Después tenemos que hacer que la parte de _____ de nuestra lengua toque la parte de atrás del _____. El aire sale por la _____.	Para pronunciarlo tenemos primero pronunciar una letra _____ como normalmente lo hacemos. Después tenemos que hacer que la parte de _____ de la lengua toque la parte de atrás del _____. Tienen que retener un poquito el aire y después soltarlo por la _____.
Este sonido es el mismo que encontramos en la palabra: _____.	Este sonido _____ en español.

ACTIVITY 4: Listen to the song in activity 2 again and find words with ng and nk. Write them in the correct circle.



ACTIVITY 5: Look at the pictures and complete with ng or nk to form words.

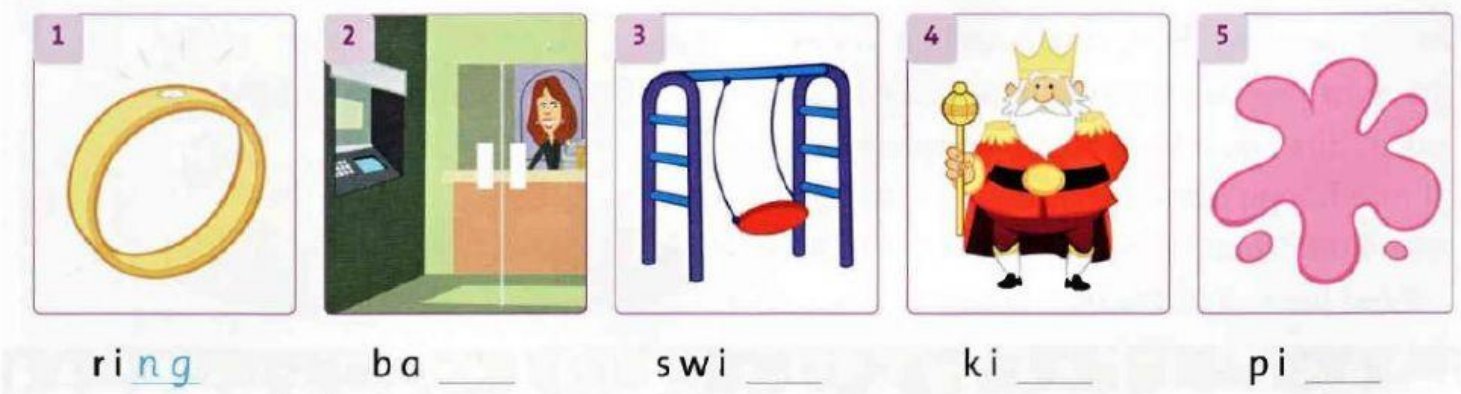

ACTIVITY 6: Click on the word with a different sound.

1	bank	sink	swing	2	ring	bank	pink
3	swing	king	sink	4	king	pink	swing
5	sink	ring	king				

ACTIVITY 7: Match with the correct sound.



si



ki



ri



ba

ng

nk

ACTIVITY 8: Read the text and complete it with the correct word.

swing	sink	ring	drink	~~sing~~	king



[1] Sing a song while you

[2] _____, swing, swing.

Look at the [3] _____ with his

[4] _____, ring, ring.

Wash your hands at the

[5] _____, sink, sink.

Now you're thirsty, have a

[6] _____, drink, drink.