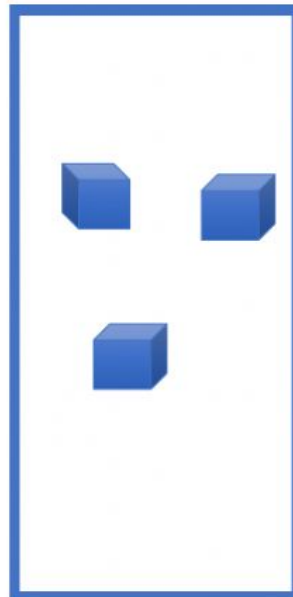

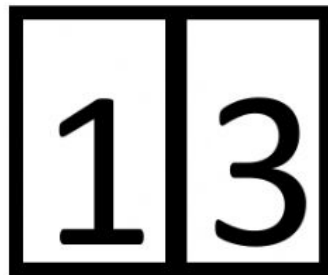


Student Name: _____ Date: _____

Task: Identify the box that corresponds to the digit in the ones place

Tens Ones



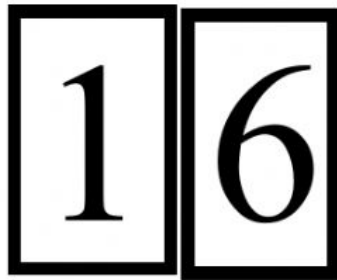
(Teacher choose one)

CUE/S: "Touch the number in the ones place."
 "Label the number in the ones place?"
 "Identify the ones place."
 "Which is the number in the ones place?"

Student Name: _____ Date: _____

Task: Label the digit in the tens place.

Tens Ones



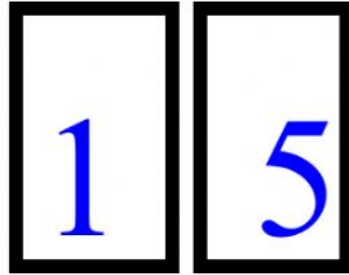
(Teacher choose one)Use actual manipulatives

CUE/S: "Say number in the tens place."
 "Find the number in the tens place."
 "Identify the number in the tens place?"

Student Name: _____ Date: _____

Task: Count the bears that represent the digit in the ones place.

Tens Ones

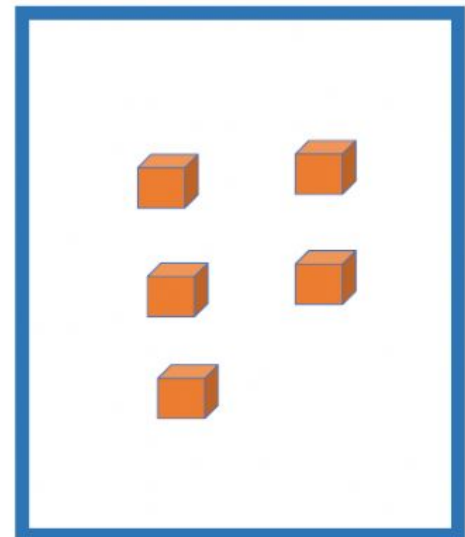



(Teacher choose one)

CUE/S: "How many bears represent the ones place?"
 "Count the bears that represent the number in the ones place."
 "Match the number of bears to its corresponding place."
 "Identify the number in the ones place that represents the bears."

Student Name: _____ Date: _____

Task: Match the number on top to the corresponding value below.



(Teacher Suggested helpful cues)

CUE/S: “Which box shows 2 tens and 3 ones?.”
 “Which box has twenty 23?.”
 “Let’s count by tens and count on by ones. Which contains 23?”