




BAT




PARK



LEFT



FALL



On the "Sorting Activity" page, place a title into each group box and a symbol into the background of each group.

Then place labels and symbols for items that belong in each group into the buttons below. Cut out and have the student place each item into the appropriate group.

