

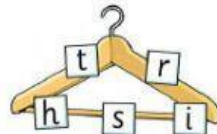
## KID'S BOX 2 –UNIT 9

ACTIVITY 1: Look at the pictures. Look at the letters. Write the words. There is an example.

Example



s h i r t

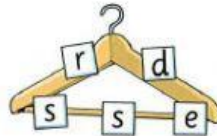


Questions

1



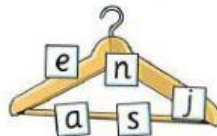
\_\_\_\_\_



2



\_\_\_\_\_



3



\_\_\_\_\_



4



\_\_\_\_\_




5




\_\_\_\_\_




**ACTIVITY 2: Look and write.** First complete with the missing clothes. Then, complete with the names of the characters. There is an example.

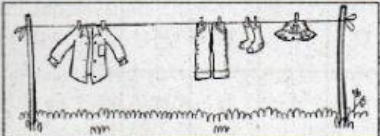


Look and write.






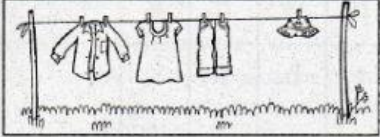
**1** ..... Monty ..... is wearing a ..... shirt .....




**2** ..... is wearing a .....



**3** ..... is wearing .....



**4** ..... is wearing .....



**5** ..... is wearing a .....

