

1. Choose the two rhyming words in each group.

GROUP 1	GROUP 2	GROUP 3	GROUP 4	GROUP 5
fish	sand	pen	sing	win
worth	land	men	table	bin
dish	speech	man	ring	rat

2. Look at the first word and drag the Rhyming words on each side.

	YELLOW WORDS	BLUE WORDS
feet		
flute		
cone		
take		
pine		

cute heat

fine zone

lake

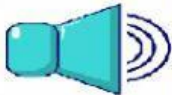

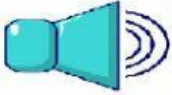
cake tone

seat mine

mute

ISM INTERNATIONAL ACADEMY
PHONICS WORKSHEET
RHYMING WORDS

3. Listen and draw a line to join the pictures with rhyming word.



house



box



bat



star



dog