







【聽力練習】聽一聽，選出正確的注音符號。

* 1. Hover the cursor over the picture and click on the blue speaker.

2. Choose/Click on correct Zhuyin box.

<p>1.</p>  <div style="display: flex; flex-direction: column; align-items: center; gap: 10px;"> <div style="border: 1px solid black; padding: 5px;">ㄉ</div> <div style="border: 1px solid black; padding: 5px;">ㄝ</div> <div style="border: 1px solid black; padding: 5px;">ㄨ</div> </div>	<p>2.</p>  <div style="display: flex; flex-direction: column; align-items: center; gap: 10px;"> <div style="border: 1px solid black; padding: 5px;">ㄩ</div> <div style="border: 1px solid black; padding: 5px;">ㄛ</div> <div style="border: 1px solid black; padding: 5px;">ㄥ</div> </div>	<p>3.</p>  <div style="display: flex; flex-direction: column; align-items: center; gap: 10px;"> <div style="border: 1px solid black; padding: 5px;">ㄎ</div> <div style="border: 1px solid black; padding: 5px;">ㄨ</div> <div style="border: 1px solid black; padding: 5px;">一</div> </div>
<p>4.</p>  <div style="display: flex; flex-direction: column; align-items: center; gap: 10px;"> <div style="border: 1px solid black; padding: 5px;">ㄝ</div> <div style="border: 1px solid black; padding: 5px;">ㄣ</div> <div style="border: 1px solid black; padding: 5px;">ㄝ</div> </div>	<p>5.</p>  <div style="display: flex; flex-direction: column; align-items: center; gap: 10px;"> <div style="border: 1px solid black; padding: 5px;">ㄨ</div> <div style="border: 1px solid black; padding: 5px;">ㄨ</div> <div style="border: 1px solid black; padding: 5px;">ㄨ</div> </div>	<p>6.</p>  <div style="display: flex; flex-direction: column; align-items: center; gap: 10px;"> <div style="border: 1px solid black; padding: 5px;">ㄣ</div> <div style="border: 1px solid black; padding: 5px;">ㄩ</div> <div style="border: 1px solid black; padding: 5px;">ㄨ</div> </div>