



1 Exam Skills Work

1. Usłyszysz dwukrotnie pięć tekstów. W zadaniach 1–5, na podstawie informacji zawartych w nagraniu, z podanych odpowiedzi wybierz właściwą. Zakreśl literę A, B albo C.

1 What does Kate want to borrow?



2 Who's Beth's dad?



3 Where are Jane and Mark talking?



4 Anna and Kathy are talking about ...

a book.

a film.

a play.

5 The boy is calling Jenny to ...

arrange a meeting.

ask a question.

book a lesson.

2. Usłyszysz dwukrotnie cztery wypowiedzi na temat przeprowadzek. Na podstawie informacji zawartych w nagraniu dopasuj do każdej wypowiedzi (1-4) odpowiadające jej zdanie (A-E). Wpisz rozwiązania do tabeli. Uwaga! Jedno zdanie zostało podane dodatkowo i nie pasuje do żadnej wypowiedzi.

--

- A I'll get help with my studies thanks to my family.
 B I'm moving away from home for the first time.
 C My parents helped me get over my fears.
 D I'm staying at home when I go to university.
 E I'm looking forward to studying away from home.

1	
2	
3	
4	

3. Usłyszysz dwukrotnie cztery wypowiedzi (1-4). Do każdej z nich dobierz właściwą reakcję (A-E). Wpisz rozwiązania do tabeli. Uwaga! Jedna reakcja została podana dodatkowo i nie pasuje do żadnej wypowiedzi.

--

- A You should just tell the truth.
 B Yes, she's there at the moment.
 C She was working a lot and was just tired.
 D The last I heard, she was visiting her brother.
 E I think so. I don't like lying to people.

1	
2	
3	
4	

4. Wstaw:

goes with fits suits match

- 1 This jumper you perfectly. It is just the right size.
 2 Those boots your suit.
 3 This hat really you. It looks great on you.
 4 Your shirt your trousers.

5. Przeczytaj tekst. Spośród wyrazów podanych w ramce wybierz te, które poprawnie uzupełnią luki 1–3. Wpisz odpowiednią literę (A-F) obok numeru każdej luki. Uwaga! Trzy wyrazy zostały podane dodatkowo i nie pasują do żadnej luki.

A saw B wanted C chance D luck E imagined F loved

When I was young, I did a lot of different sports and I absolutely being outdoors with my friends.
 I must say that I was pretty good at almost every one I tried. I never that one day I would become one
 of the most famous footballers in the country and earn millions of pounds a year. I think it is true that you need
 to have a lot of but I also worked hard to get where I am.

6. Przeczytaj teksty na temat trzech młodzieżowych zespołów teatralnych (A-C) oraz zdania 1-4. Do każdego zdania dopasuj właściwy tekst. Wpisz rozwiązania do tabeli. Uwaga! Jeden tekst pasuje do dwóch zdań.



Join a Youth Theatre Company

A Are you confident enough to step on stage in front of a big crowd? Well, how would you like to join a youth theatre company? We are looking for 12 sociable teenagers to take part in our new play. We are only interested in reliable volunteers who can come to rehearsals every Saturday and Sunday morning.

B Would you like to get involved in drama, but don't have a talent for acting? We're looking for hard-working and patient volunteers to help out with lighting and sound for the busy schedule of plays coming up. All you have to do is come to the theatre and show us what you can do!

C There are lots of new plays planned at the youth centre, but we need to fill some spots for other events. We're looking for funny teenagers who can do stand-up comedy as well as talented musicians who can perform in small concerts. Come to our auditions this weekend if you think you've got what it takes.

This youth theatre company
is for teenagers who ...

1 enjoy drama,
but don't wish to perform.

A B C

2 want to perform on stage,
but don't want to act.

A B C

3 can be trusted
to follow a schedule.

A B C

4 are interested
in working behind the scenes.

A B C

7. Utwórz zdania z wyrazami z tekstu.

hard-working reliable sociable patient confident funny

- 1 He's very and enjoys talking to people.
- 2 Sarah is a person with many friends.
- 3 people usually do what they promise to do.
- 4 My brother is very and studies a lot.
- 5 Our teacher is very and gives us time to find answers in class.
- 6 Your sister is so She always makes me laugh.

8. Is the actor: *conceited*? *confident*? or *sociable*?



conceited confident sociable

9. Uzupełnij dialog. Wpisz w każdą lukę (1-3) brakujący fragment wypowiedzi, tak aby otrzymać spójny i logiczny tekst. Luki należy uzupełnić w języku angielskim.

X: Hello class. Today we have a new pupil to welcome. Would you like to introduce yourself?

Y: Hello, everybody! My name is Michael, but you me Mike.

X: Alright then. So, Mike, tell us a little about yourself. Where from?

Y: Well, I was born in Australia but we just moved here from London last month.

X: That's wonderful. You'll find a lot to talk about with your new classmates, I'm sure.

..... any hobbies?

Y: I love meeting new people and travelling.

10. Przeczytaj tekst. Wybierz poprawne uzupełnienie luk 1-4.

Peter: Hi, Kate. You look nice in your new dress. It really you.

Kate: Thanks, Peter. You look smart yourself tonight.

Peter: Are you the party?

Kate: Yes, I missed everyone during the summer, so it's been nice hearing all their stories. Also, there's a new boy, Paul, starting at our school.

Peter: Really? Is he the party?

Kate: Yes, I saw him earlier. He's the tall boy with short fair hair.

Peter: Is he wearing a red jumper?

Kate: No, that's John. Paul isn't as as John. He's got a grey shirt on.

Peter: Ah, OK. I can see him now. I'll go and say hi.



11. Przeczytaj opis ilustracji. Uzupełnij każdą lukę (1-3) jednym wyrazem, tak aby powstał spójny i logiczny tekst, zgodny z ilustracją. Wymagana jest pełna poprawność ortograficzna i gramatyczna wpisywanych wyrazów.



This photograph shows a group of at a birthday party. It's Agata's birthday; she's turning 14 today! Agata's very pretty; she has red hair with a fringe. She is a very sociable girl with lots of friends. We can see some of her best friends in the picture. They have brought her and they are all excited to share her special day with her!

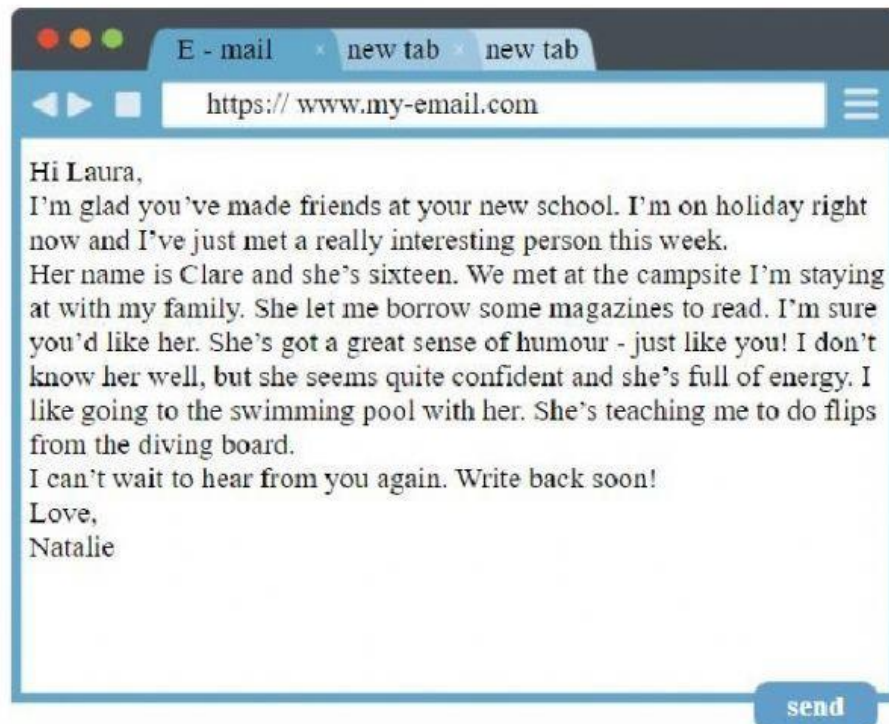
12. Uzupełnij zdania 1-4. Wykorzystaj w odpowiedniej formie wyrazy podane w nawiasach. Nie należy zmieniać kolejności podanych wyrazów, trzeba natomiast - jeżeli jest to konieczne - dodać inne wyrazy, tak aby otrzymać zdania logiczne i gramatycznie poprawne. Wymagana jest pełna poprawność ortograficzna wpisywanych fragmentów. Uwaga! W każdą lukę możesz wpisać maksymalnie trzy wyrazy, wliczając w to wyrazy już podane..

- 1 Mike usually (**meet/he**) friends after school.
- 2 He (**be/study**) hard for his exam this week.
- 3 The car over there (**be/we**), not Peter's.
- 4 What (**you/sister**) look like?

13. Przeczytaj polecenie i przykładowy e-mail. Czy podany e-mail uwzględnia i rozwija wszystkie punkty z polecenia?

Jesteś na obozie, na którym poznałeś/-aś ciekawą osobę. W e-mailu do kolegi/koleżanki z Anglii napisz:

- jak się poznaliście,
- co lubicie wspólnie robić,
- jaki/jaka on/ona jest.



14. Uzupełnij przykładowy e-mail poniższymi wyrazami.

W klubie sportowym poznałeś/-aś ciekawą osobę. W e-mailu do kolegi/koleżanki z Anglii napisz:

- jak się poznaliście,
- jak on/ona wygląda,
- co zamierzacie wspólnie robić podczas najbliższego weekendu.

'll enjoy same age my news great fun to hear are going
good at sports quite tall both like really interesting

Hi Larry!

Thanks for your email. I was really happy that you joined the basketball club.

I'm sure you it. Yesterday, I joined the sports club in my neighbourhood and I met a person there. His name is Andy. We take judo classes together and he's 15, the as me. He's and he's got short black hair and brown eyes. He's very fit so he's very

This weekend we to the cinema together. We action films. It will be !

That's all Write soon!

Terry