

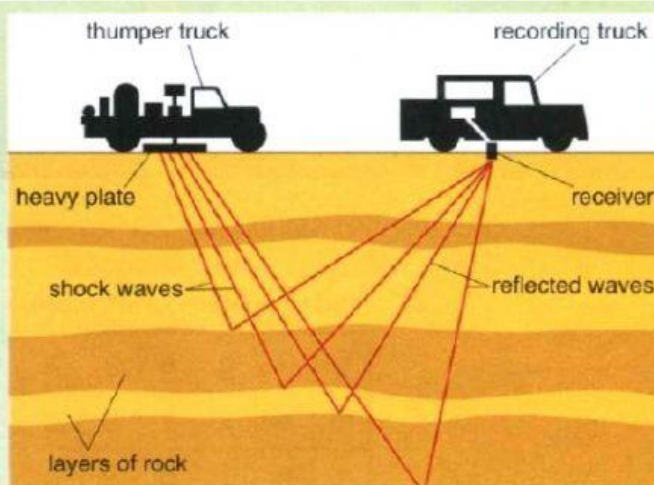
## UNIT 2: LOOKING FOR OIL

### Lesson 2



#### ACTIVITY 1: Read the text.

Seismic operators search for oil. On land we use a **thumper truck**. The thumper truck carries heavy plates. Heavy plates are the energy source. The heavy plates hit the ground and make shock waves. Sometimes we use explosives. The explosion is the energy source. The explosion sends shock waves through the rock. The layers of rock reflect the waves to the receiver. We call these reflected waves. We use computers in the recording truck to record the data and to analyse the data.



Energy source = fuente de energía.

Hit the ground = golpear el suelo

Record and analyse the data = grabar y analizar la información.

#### ACTIVITY 2: Match the words 1-6 with the words a-f to make partnerships.

1 thumper

2 energy

3 shock

4 recording

5 seismic

6 heavy

a) operator

b) source

c) plate

d) truck

e) wave

f) truck

#### ACTIVITY 3: Listen. Write down the words you hear. AUDIO 14 (Escuchá. Escribí las palabras que escuchás)

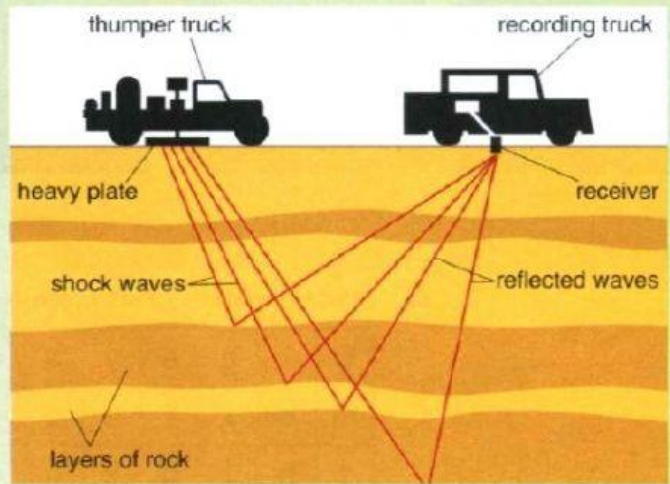


1. \_\_\_\_\_
2. \_\_\_\_\_
3. \_\_\_\_\_
4. \_\_\_\_\_
5. \_\_\_\_\_
6. \_\_\_\_\_



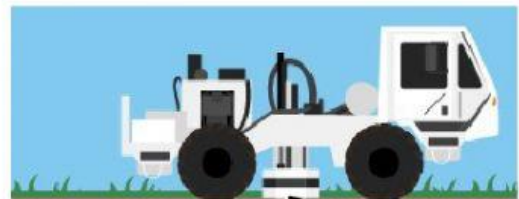
**ACTIVITY 4: Read the text again and choose the best answer for the questions.**

Seismic operators search for oil. On land we use a thumper truck. The thumper truck carries heavy plates. Heavy plates are the energy source. The heavy plates hit the ground and make shock waves. Sometimes we use explosives. The explosion is the energy source. The explosion sends shock waves through the rock. The layers of rock reflect the waves to the receiver. We call these reflected waves. We use computers in the recording truck to record the data and to analyse the data.



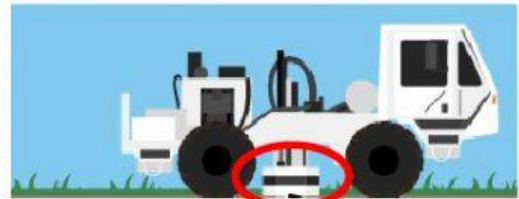
1. What's this?

What does it do?



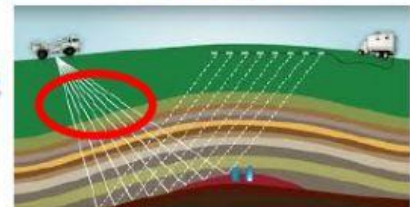
2. What's this?

What does it do?



3. What are these?

What do they do?



4. What are these?

What do they do?



5. What are these?

What do they do?



6. What's this

What does it do?

