

## My recipe

1 How to make a burger! Read and number the sentences.



- a ☐ Mix the egg and add it to the meat and onion.
- b ☐ Cut the tomatoes and put them on the burger. Add the salad. Put the bread on. Eat!
- c ☐ When the burgers are brown, put them on the bread.
- d ☐ Make small burgers with your hands.
- e ☒ 1 Cut the onion and add it to the meat.
- f ☐ Cook the burgers for ten minutes. Turn and cook again.

### Writing preparation

We put **adjectives describing size** before **adjectives describing colour**.

I can see a **big**, **white** bird.

2 Put the words in the correct columns. Then write the sentences.

**big**   **green**   small   red   pink   little   tall   blue

Size	Colour
<b>big</b>	<b>green</b>

- 1 You need two **big, red** tomatoes. (red / big)
- 2 Mum is wearing a  hat. (little / pink)
- 3 Look at the  trees. (green / tall)
- 4 We're sailing in a  boat. (small / blue)





## Writing

### 3 Order the words and write.

- 1 He's playing with a small , blue ball .  
small ball blue
- 2 She's wearing \_\_\_\_\_ , \_\_\_\_\_ .  
pink big sunglasses
- 3 You need a \_\_\_\_\_ , \_\_\_\_\_ .  
red onion big
- 4 He's sailing in a \_\_\_\_\_ , \_\_\_\_\_ .  
boat little red
- 5 We'd like a \_\_\_\_\_ , \_\_\_\_\_ .  
green cucumber long

## My writing

### 4 Complete the instructions. butter bread grapes cheese



**How to make my favourite sandwich**

You take some <sup>1</sup> bread .

You put some <sup>2</sup> \_\_\_\_\_ on the bread.

You take some <sup>3</sup> \_\_\_\_\_ and you put it on the bread.

Then you take some <sup>4</sup> \_\_\_\_\_ and you put them on top.

This is my favourite sandwich. It's great!

### 5 My recipe of: How I make a burger or sandwich

#### INGREDIENTS:

---

---

#### INSTRUCTIONS:

---

---

---

---