





## LESSON Nº: 15

Student's name: .....

Date: .....

**1. Read this dialogue. Then read the sentences below and answer true (T) or false (F).** (Lee este diálogo. Después lee las oraciones de abajo y responde verdadero (V) o falso (F).)



Dara: Excuse me, how much is that black dress?

Shop assistant: It's £ 250.

Dara: Oh! It's too expensive...

Shop assistant: What about these trousers and a blouse?

Dara: Thanks but I'm looking for a dress. All the girls will wear a dress at the party. And how about that red one over there? How much does it cost?

Shop assistant: It's £ 110.

Dara: That's a more reasonable price. Can I try it on?

Shop assistant: Sure. What size are you? Small, medium or large?

Dara: Medium.

Shop assistant: Here you are. The changing room is over there.

(Five minutes later...)

Dara: It's perfect, I'll take it. I think Sean will love it!

- 1 [ ] Dara will buy the red dress.
- 2 [ ] She has no idea what the other girls will wear at the party.
- 3 [ ] Dara will spend a reasonable amount of money on the dress.
- 4 [ ] Sean is with Dara at the clothes shop.

**2. Complete the dialogue. Then listen and check.** (Completa el diálogo. Luego escucha y controla)



Can I help you?

Thanks. Oh, they feel really comfortable. I'll take them.  
Eighty dollars.

Sure. What size are you?

Can I try them on?

Here you are.

Yes, please. I'm looking for a pair of black boots. How much are those ones?

7 or 7 and a half. I'm not sure.

Shop assistant: [1] \_\_\_\_\_

Customer: [2] \_\_\_\_\_

Shop assistant: [3] \_\_\_\_\_

Customer: [4] \_\_\_\_\_

Shop assistant: [5] \_\_\_\_\_

Customer: [6] \_\_\_\_\_

Shop assistant: [7] \_\_\_\_\_


Customer: [8] \_\_\_\_\_





### 3. Complete the Sign Up to Grammar box with the underlines sentences in activity 1

(Completa el cuadro de gramàtica con las oraciones subrayadas en la actividad 1)



#### Simple Future (*will*)


We use **will** to talk about **the future** and when we make **instant decisions** or **predictions** based on personal opinion.

1 \_\_\_\_\_ (talking about the future)  
 2 \_\_\_\_\_ (instant decision)  
 3 \_\_\_\_\_ (prediction based on personal opinion)

We often use these time expressions with the Simple Future: *next week / month / year, tomorrow, the day after tomorrow, in two days' time, in the future, etc.*

Sean **will meet** Dara at the party next Saturday. (affirmative)  
 Will Emma **go** to the party too? (interrogative)  
 Jake **won't (will not) go** to the party. (negative)

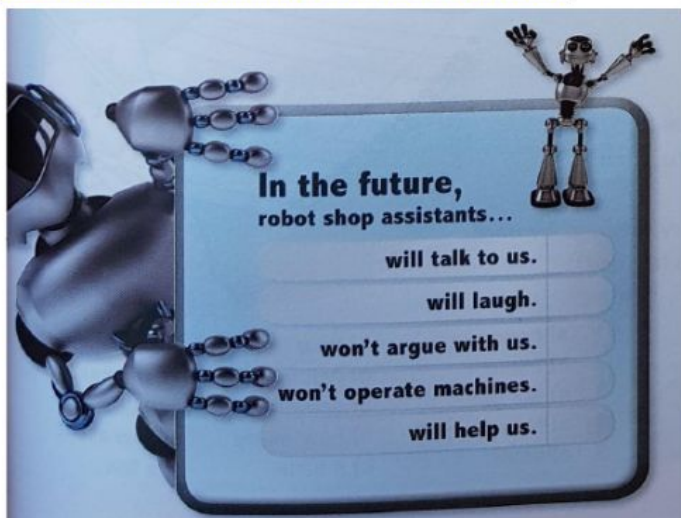
Sign Up to Grammar



### 4. Complete with "will" or "going to". (Completa las oraciones con "will" y "going to")

- 1 A: What are your plans for the holidays?  
B: I \_\_\_\_\_ (travel) to Scotland.
- 2 A: Do you prefer tea or coffee?  
B: I \_\_\_\_\_ (have) some tea, please.
- 3 A: Why are you wearing your best suit?  
B: I \_\_\_\_\_ (meet) a VIP person.
- 4 A: It's getting cloudy.  
B: Yes, I think it \_\_\_\_\_ (rain).

### 5. Listen and choose the options that you hear. (Escucha y elije lo que escuchas)



**In the future,  
robot shop assistants...**

- ☐ will talk to us.
- ☐ will laugh.
- ☐ won't argue with us.
- ☐ won't operate machines.
- ☐ will help us.

CLICK HERE





**6. Complete these sentences using the verbs phrases in the box.** (Completa estas oraciones usando las frases verbales en el cuadro)

**'ll travel – won't pass – 'll come – will be – won't accept**

1. I'm sure they .....to my party.
2. In 2015, we.....to China.
3. Next year Joe.....16.
4. He .....my invitation.
5. I think I.....the test.


**7. Complete these sentences with your own ideas.** (Completa estas oraciones con tus propias ideas)

- 1 \_\_\_\_\_ tomorrow.
- 2 In two days' time, \_\_\_\_\_ .
- 3 Next week \_\_\_\_\_ .
- 4 Sometime in the future, \_\_\_\_\_ .

**8. Write a blog entry about what computers will be like in the future.** (Escribe un blog sobre como serán las computadoras en el futuro)

★  
0 comments

More ▾



Techie\_Me

In the future, computers will be very small.

They... ..

.....

.....

.....

.....

.....

.....

.....

.....

