

Your home, my home Future tenses



Reading and speaking

- 1 Look at the photos. Try to match the outside of the properties (A–B) to the insides (1–2). How are they similar to, or different from where you live?
- 2 Read the texts below and match the property descriptions with the photos. Were your answers to exercise 1 correct?

Your home – My home

We help families to exchange homes with other families, so both can experience a fantastic break in another country without it costing a fortune!

Property 1

Bright and comfortable apartment in the centre of Seville, in a quiet street with no heavy traffic around; in fact, the only noise you can hear during the day is the bells of the cathedral nearby.

The apartment is decorated in a very traditional Sevillian style, with plenty of plants and sunlight. The property is on the third floor (there is a lift) and covers an area of 60 square meters. There are two bedrooms, one with a single bed and one with a double bed.

The apartment has recently been completely refurbished and opens onto the balcony with a beautiful view of the cathedral.

The area

The apartment is in the historical centre of Seville. It is a very beautiful area, with narrow bustling streets and little gardens behind iron gates. There are plenty of local bars and restaurants serving 'tapas' (typical Spanish dishes).

Your home – My home

Property 2

Ideal for a family holiday, this is a beautiful four-bedroomed Victorian house, situated on a quiet residential road. This charming property has a large living area and a separate dining room and well-equipped kitchen. Upstairs there are four bedrooms, all doubles, and two ensuite bathrooms, one with a shower and one with a bath. There is a large garden, with a patio area where you may enjoy a typical English afternoon tea!

The area

The property is located close to Wimbledon Park, with a children's playground. The nearest tube station, just five minutes walk away, will take you straight into central London, where you will find all the museums, shops, theatres and restaurants you could wish for!


- 3 a** Read the property descriptions again and write *property 1* or *property 2* next to each question.

Which property ...

- 1 is near the centre of the city?
- 2 has outside space?
- 3 has more than one bathroom?
- 4 is near public transport?
- 5 is near places where children can play?
- 6 has a balcony?
- 7 has been redecorated?

- b** Work in pairs. Which of the two properties would you prefer to live in for a month? Why?

Listening



- 4 a** 1.20 Listen to two couples talk about their plans for a home exchange. Write *D* (Dos Santos) or *A* (Armitage) next to the activities they mention.

- | | |
|---------------------------|-------------------|
| 1 visit museums | 4 go shopping |
| 2 see cathedrals | 5 visit friends |
| 3 enjoy the local cuisine | 6 go to the beach |

- b** Look at the extracts from the listening. Then listen again and choose the correct words in *italics*.

Miriam: ... we (1) *'ll spend/ 're spending* more than one month in London. We've never been there before.

Miriam: And I'm (2) *going to do/doing* lots and lots of shopping.

Interviewer: Great. There are some wonderful shops in London. I (3) *'ll give/ 'm giving* you the address of a great shoe shop.

Jeremy: Spain has such a rich culture ... We (4) *'ll go/ 're going* to see the cathedrals.

Jeremy: We're (5) *going to try/trying* all the local dishes.

Jeremy: We (6) *won't/aren't going to go to* McDonald's. Forget it!

Grammar | future plans

- 5** Match the sentences (1–6) in exercise 4b with the rules (A–C) in the Active grammar box.

Active grammar

We can use the Present Continuous, *be going to* or *will* to talk about future plans.

- A** We use *be going to* to talk about something you've decided to do.
e.g. sentences _____
- B** We use *will* for a decision made at the time of speaking, or an offer.
e.g. sentences _____
- C** We use the Present Continuous to talk about arrangements (plans that you have already organised, i.e. you have arranged the dates).
e.g. sentence _____

see Reference page 47

- 6** Complete the texts with words and phrases from the box.

is going to (x2) 're going to (x2) 'll (x2)
's moving 'm starting

Sarah and Jeremy

I (1) _____ a new job in June and it's in Oxford, so we (2) _____ need to move house. We'd like to buy somewhere in the countryside, so we (3) _____ to look at some of the small villages outside the city. Jeremy says he (4) _____ take a day off next week to go and look.

Miriam and Carlos

My mother (5) _____ in with us next year, because she's old and doesn't want to stay on her own. She (6) _____ to sell her house. Carlos isn't too happy about this plan, but he says he (7) _____ put up with it to please me. It (8) _____ be great because I'll have some help looking after the baby.

Speaking

- 7 a** Imagine you are going to live abroad for a month. Decide on ten things you will need to do before you go.

get a passport, buy some suntan lotion

b Work in pairs. Try to guess what is on your partner's list by asking questions.

A: *Are you going to get a passport?*

B: *No, I've already got one.*

c When you have guessed all you can, look at your partner's list and offer to help them.

I'll get you some suntan lotion, I'm going into town later.

- 8 a** Write three or four questions to ask other students about their plans for ...

- their education/career.
- their next holiday.
- their (family's) future.
- this evening.
- their home.
- this weekend.



b In groups, ask and answer the questions about your future plans.

A: *Katia, what are you planning for the weekend?*

B: *I'm going to visit my aunt. She's having a party to celebrate her ...*

Listening

- 9** Work in pairs. Look at the pictures of the Armitage and Dos Santos families during their home exchange. What do you think the problems were?



- 10 a** 1.21 Listen to interviews with Miriam and Jeremy and check your ideas for exercise 9.

b Listen again and make notes. List four problems Miriam and Jeremy each had.

c 1.22 Listen to Miriam phoning the company to complain. Answer the questions.

- 1 How long did it take to get to the centre?
- 2 What was wrong with the bathroom?
- 3 Why was the house in such a mess?
- 4 What did Miriam have to buy and why?
- 5 What was the problem with the heating and hot water?
- 6 What compensation did the representative offer Miriam?

- 11** Look at the How to... box. Listen again and write *M* next to the phrases Miriam says and *R* next to those the company representative says.

How to... complain politely

Stating a complaint	<i>I don't like to complain, but ...</i> <i>I'm sorry, but ...</i> <i>I'm sorry but it just isn't good enough.</i>
Disagreeing politely	<i>Well, ...</i> <i>Actually, ...</i>
Asking for what you want	<i>I'd like you to ...</i> <i>I think you should ...</i>
Apologising/sympathising	<i>I'm sorry to hear that.</i> <i>We must apologise about/for that.</i> <i>I do apologise for the inconvenience.</i>

Speaking

- 12 a** Look at your notes from exercise 10b. What four problems did Jeremy's family have? What compensation do you think he should ask for?

b Work in pairs.

Student A: You are Jeremy. Ring the company to complain and say what you would like them to do about the problems.

Student B: You are the company representative. Talk to Jeremy, try to explain and apologise.