









Mop Floor



Transition Passport / Daily Living / At Home

Instructions: Draw a line to show the **ORDER** of each task.

1	 Rinse the mop and bucket with clean water.
2	 Put away the mop and bucket.
3	 Get a bucket of warm water and floor cleaner.
4	 Wring out the mop.
5	 Measure the cleaner and add it to the water.
6	 Mop all areas of the floor.
7	 Get a mop and put it in the bucket of water.
8	 Empty the water from the bucket.