

**Exercise 1. Put the word into the picture.**

noisy

slow

fast

quiet



**Exercise 2. Complete the word.**







a) ietqu → .....

c) nioys → .....

b) solw → .....

d) ftas → .....

**Exercise 3. Look and write.**

		
1. Is that a fast car?	2. Are those noisy cars?	3. Is that a slow car?
Yes, it is.	No, they aren't. Those are quiet cars.	..... .....
		
5. Is that a quiet car?	6. Are those fast cars?	7. Are those fast cars?
..... .....	..... .....	..... .....

### Exercise 4. Introduce about things.

That is a fast car.

.....

.....

.....

Those are slow cars.


.....

.....

.....



### Exercise 5. Look and answer



Number	Questions	Answers
1	Are those elephants?	Yes, they are.
2	Is that a lion?	No, it isn't. That is a tiger.
3	Are these penguins?	.....
4	Are these zebras?	.....
5	Is this a monkey?	.....
6	Are these tigers?	.....
7	Are these ducks?	.....

**Exercise 6. Look and trace. (viết mỗi dòng 5 lần)**



Handwriting practice lines for the word 'car' (xe hơi). The set includes a solid top line, a dashed middle line, and a solid bottom line, repeated five times.



Handwriting practice lines for the word 'car' (xe hơi). The set includes a solid top line, a dashed middle line, and a solid bottom line, repeated five times.



Handwriting practice lines for the word 'car' (xe hơi). The set includes a solid top line, a dashed middle line, and a solid bottom line, repeated five times.



Handwriting practice lines for the word 'car' (xe hơi). The set includes a solid top line, a dashed middle line, and a solid bottom line, repeated five times.