

Exercise 1. Put the word into the picture.

spider

turtle

frog

ant



.....

.....

.....

.....

Exercise 2. Complete the word.













a) rfgo →

c) utrtel →

b) tan →

d) pisdre →

Exercise 3. Look and write.

 	 	 
1. Can you see a frog?	2. Can you see an ant?	3.....
Yes, I can.	No, I can't.
 	 	 
4.....	5.....	6.....
.....

Exercise 4. Look and answer



1. What's your name?

.....

2. How old are you?

.....

3. What can you see?

.....

.....

.....

.....

.....

.....

4. Can you see a frog?

.....

5. Can you see a spider?

.....

Exercise 5. Look and trace. (viết mỗi dòng 5 lần)



Handwriting practice lines for the word 'ant' (sâu). The first row consists of a solid top line, a dashed middle line, and a solid bottom line. Below it are two more rows of solid top and bottom lines.



Handwriting practice lines for the word 'frog' (ếch). The first row consists of a solid top line, a dashed middle line, and a solid bottom line. Below it are two more rows of solid top and bottom lines.



Handwriting practice lines for the word 'turtle' (rùa). The first row consists of a solid top line, a dashed middle line, and a solid bottom line. Below it are two more rows of solid top and bottom lines.



Handwriting practice lines for the word 'spider' (nhện). The first row consists of a solid top line, a dashed middle line, and a solid bottom line. Below it are two more rows of solid top and bottom lines.