















## VOCABULARY

1. Read and classify the instruments . There is one example

guitar   ~~flute~~   cymbals   saxophone  
drums   violin   recorder   cello

Wind instruments	String instruments	Percussion instruments
		
<div style="border-bottom: 1px solid black; width: 100px; margin: 0 auto;">flute</div> <div style="border: 1px solid black; height: 20px; width: 100%; margin-top: 5px;"></div> <div style="border: 1px solid black; height: 20px; width: 100%; margin-top: 5px;"></div>	<div style="border: 1px solid black; height: 20px; width: 100%; margin-bottom: 5px;"></div> <div style="border: 1px solid black; height: 20px; width: 100%; margin-bottom: 5px;"></div> <div style="border: 1px solid black; height: 20px; width: 100%;"></div>	<div style="border: 1px solid black; height: 20px; width: 100%; margin-bottom: 5px;"></div> <div style="border: 1px solid black; height: 20px; width: 100%;"></div>

2. Look and follow then write . there is one example.

1 Auntie Sally plays the recorder.

2

3

4

5

6