Indicaciones: arrastro el dibujo al cuadro correcto según la letra con la que inicia la palabra.	Vamos a repasar las letras que vimos en clase M – E – S – A, puedes revisar tus trabajos anteriores para realizarla. Pueden ver los siguientes videos. M https://www.youtube.com/watch?v=apZYqrWmTi8&t=17s E https://www.youtube.com/watch?v=K4cx9_VqZ6M S https://www.youtube.com/watch?v=brdnfX6FIh0&t=24s A https://www.youtube.com/watch?v=VKCV8nnlfLo&t=67s
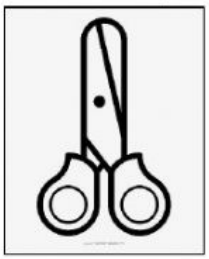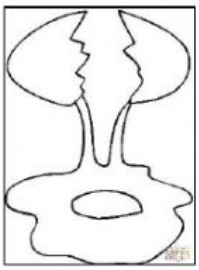
M	E
milk morning	eight egg
S	**A**
sheep scissors	angel ant