

WELCOME BACK TO SCHOOL



1. MY SCHOOL THINGS

Match the words with the appropriate pictures

a backpack _____ a correction pen /tape _____ a pencil sharpener _____ a dustbin _____
 a pen _____ a pencil _____ a book _____ a whiteboard _____ a ruler _____
 a memory stick _____ a rubber / an eraser _____ a brush _____ glue _____
 a pencil case _____ a copybook _____ scissors _____ coloured pencils _____



2. SCHOOL PLACES

Match each word with its definition

the infirmary	the library	the study hall	the stadium
the canteen / dining hall	the staff room	the playground	

- a) The place where pupils practice team sports like football : _____
- b) The place where pupils go when their teacher is missing or when they have a **free period** :

- c) The place where you can read and **borrow** books : _____
- d) The place where you have lunch **at noon** : _____
- e) The place where teachers meet their colleagues and relax : _____

f) The place where pupils have fun during **break**: _____

g) The place where pupils go when they are sick: _____

3. SCHOOL STAFF

Match each word with its appropriate definition

Deputy Head	teacher's assistant	School Counsellor	Head teacher
the nurse	the Principal	class representatives	

a) The person who (qui) checks that rules are respected and solves (résoudre) disciplinary problems:

b) The person who (qui) helps you when you are sick : _____

c) The person who (qui) leads (dirige) the school : _____

d) The Vice Principal is called the _____

e) Every year, in October, pupils elect two _____

f) Young adults who (qui) help pupils with their homework : _____

g) Teacher who (qui) is responsible for your school orientation : _____

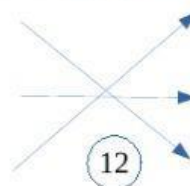

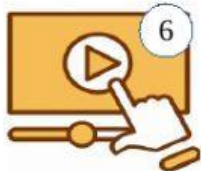
4. CLASSROOM INSTRUCTIONS

Match the school instructions with the right symbol

Write _____ Think _____ Speak _____ Ask _____ Answer _____

Listen _____ Look _____ Choose _____ Match _____ Close _____

Find _____ Watch _____ Tick _____ Open _____



5. CLASSROOM ENGLISH

a) Watch the video below and try to memorize as many instructions as you can

b) Homer isn't very good at English. Please help him translate (traduire) in English!





Vous pouvez parler plus fort svp ?



Vous pouvez répéter svp ?



Puis je avoir un stylo ?



Puis-je aller aux toilettes ?



J' ai peur ... Puis-je allumer la lumière ?



J' ai chaud. Puis-je ouvrir la fenêtre ?

c) What's the French for... ?

Stand up.

Open the door.

Close the window

Wipe the board, please

Come to the board

Write the date.

Read the text

Listen.

Come in.

Hurry up.

Read the words

Open your book

Count up to ten.

Silence please.

raise your hand.

close the curtains

switch on the light

Viens au tableau

Efface le tableau stp

Levez-vous / Lève-toi

Ecoutez

Ouvrez la porte

Ferme la fenêtre

Ecris / Ecrivez la date

Lis / Lisez le texte

Entre / Entrez

Ouvrez vos livres

Lis les mots suivants

Silence svp

Allume la lumière

Lève / Levez la main

Tire les rideaux

Dépêche toi / Dépêchez-vous !

Comptez jusqu' à 10

6. SCHOOL RULES

a) Match the pictures below with the right verbs

use my cell phone _____	sleep on the table _____	sing _____
eat chewing gum _____	be noisy _____	chat with friends _____
raise my hand _____	work hard _____	fight _____



b) Now say what you can, must and mustn't do in class

CAN: permission
MUST: obligation
MUSTN'T : interdiction

sing in class	raise your hand	interrupt the teacher	chat with friends
ask questions	respect the rules	be late	be on time
sleep on the table	do my homework	learn my lessons	ask for help
use my cell phone	leave the class without permission		be polite
eat chewing gum	insult people	fight with friends	be nice to others
forget my schoolthings	keep the classroom clean		listen to music
listen when others are speaking	speak French		speak English
respect school property	be quiet		write on the table

