


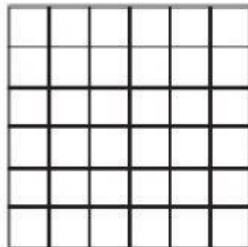
Drawing Shapes

Sheet 1


 = 1 square unit

Draw any shape in each grid with the following area.


1) Area = 26 square units




2) Area = 22 square units




3) Area = 13 square units




4) Area = 17 square units



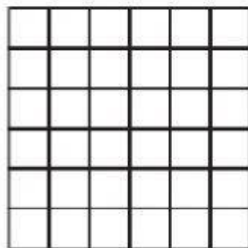
5) Area = 10 square units




6) Area = 24 square units




7) Area = 19 square units



8) Area = 15 square units

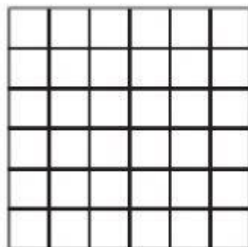


9) Area = 28 square units

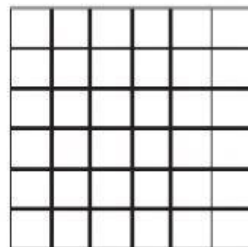


Draw 3 different shapes with the area 20 square units.

10)



11)



12)

