

ENGLISH YEAR 3  
Module 6: *Food Please!*

Name: \_\_\_\_\_ Date: \_\_\_\_\_

A. Look at the picture. Listen and tick (✓)

1.



Yes

☐

No

☐

2.



Yes

☐

No

☐

3.



Yes

☐

No

☐

4.



Yes

☐

No

☐

5.



Yes

☐

No

☐

6.



Yes

☐

No

☐

B. Look at activity 4 on page 57, listen and (✓).

Cheese

☐

Chicken

☐

Tomatoes

☐

Peppers

☐

Onion

☐

Milk

☐

Potatoes

☐

-----

C. Draw and describe your own omelette.

**M, y, O, m, e, l, e, t, t, e,**

I have got

----- on my omelette.

D. Read about street food on activity 1 on page 58 and complete the task by its origin. Then, complete the map.

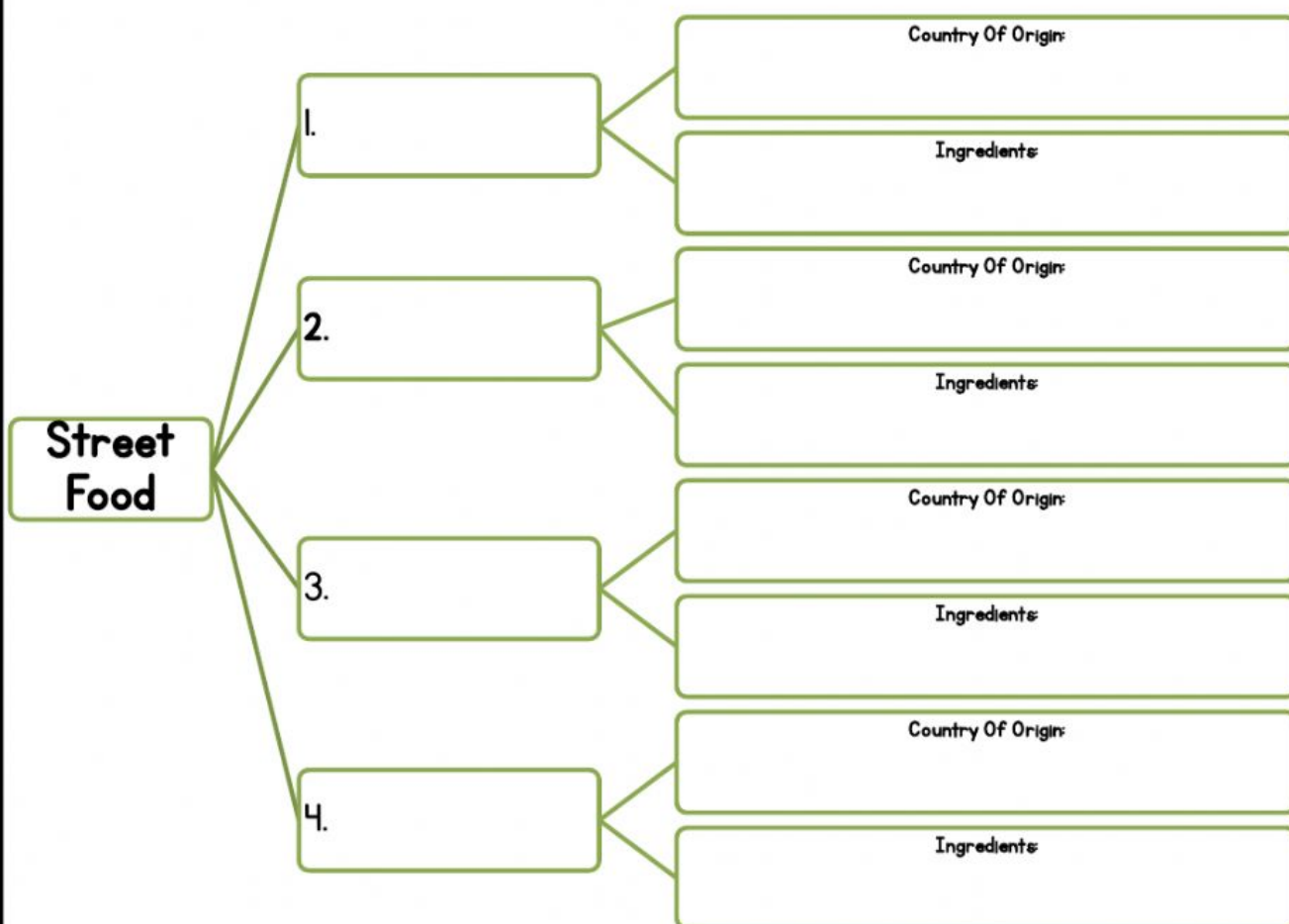


US






China

Greece

France



E. Look at the dishes. What are they? Which country do you think they come from? Draw lines to match.

|           |  |  |
|-----------|--|--|
| tacos     |   |  |
| sushi     |   |  |
| waffles   |   |  |
| spaghetti |   |  |
| samosa    |  |  |

F. Find out and write about a dish you loved.

Name of dish : \_\_\_\_\_

Country : \_\_\_\_\_

Ingredients : \_\_\_\_\_

Reason why I love the dish:

\_\_\_\_\_

\_\_\_\_\_

\_\_\_\_\_

\_\_\_\_\_

\_\_\_\_\_

G. Write the recipe of your favourite dish. You may use sequence connector like *"First"*, *"Secondly"*, *"Next"*, *"Then"*, and *"Finally"*. Then, draw your dish.

Dish: \_\_\_\_\_

Ingredients : \_\_\_\_\_

\_\_\_\_\_

\_\_\_\_\_

\_\_\_\_\_

Cooking steps: *First*, \_\_\_\_\_

\_\_\_\_\_

\_\_\_\_\_

\_\_\_\_\_

\_\_\_\_\_

\_\_\_\_\_

\_\_\_\_\_

