


READING: Advice on how to do something


(Taken from WB page 60)

a) Read the article. Choose the correct answer.

The article is giving advice to..... on how to write songs.




How to write songs



- Before you start writing the lyrics, think of a title for your song. If you're writing a song about the future, use a title such as *Look at the Future* or *What the Future Brings*.
- Find a tune for your song and make sure it's catchy! If you play the guitar, choose three notes – play the notes again and again to find a tune.
- Think of a good beat for your song. What type of beat is it going to have? Are you going to choose a reggae beat, or a traditional rock beat?
- So, now you have got a title, a tune and a beat. Next, write the first three verses. You can begin with the topic of the song, fun words like *la la la*, or even a little laugh.

- Then, you should think of a good chorus. A chorus is a verse that is repeated many times. It usually has the title of the song and it should be about the topic.
- Next, write the 'bridge' – this goes after the third verse. The bridge sounds different to the rest of the song and it can say something new about the topic or story. It has sometimes got a different rhythm, too.
- Finally, you should repeat the chorus one last time ... and then your song will be ready!



When you start writing a song, always finish it. You can change the lyrics later.

b) Read the text again. Choose the correct words.

- After you have got the title, choose a good _____ for the song.
- When you start writing the verses you _____ start with the topic of the song.
- You should write the chorus _____ as the verses.
- Always put the _____ one last time at the end.
- If you aren't happy with a song, you can always change the _____

c) Read the text again. Correct the words.

Before you write the lyrics, you to think of a **chorus**. _____ title _____

- The text gives example song titles or the topic of **love**. _____
- It is important to have a **traditional** tune. _____
- It's OK to begin the song with a small **shout**. _____
- You can hear the **bridge** many times in a song. _____



Recuerda emplear un diccionario para buscar aquellas palabras que desconozcas.