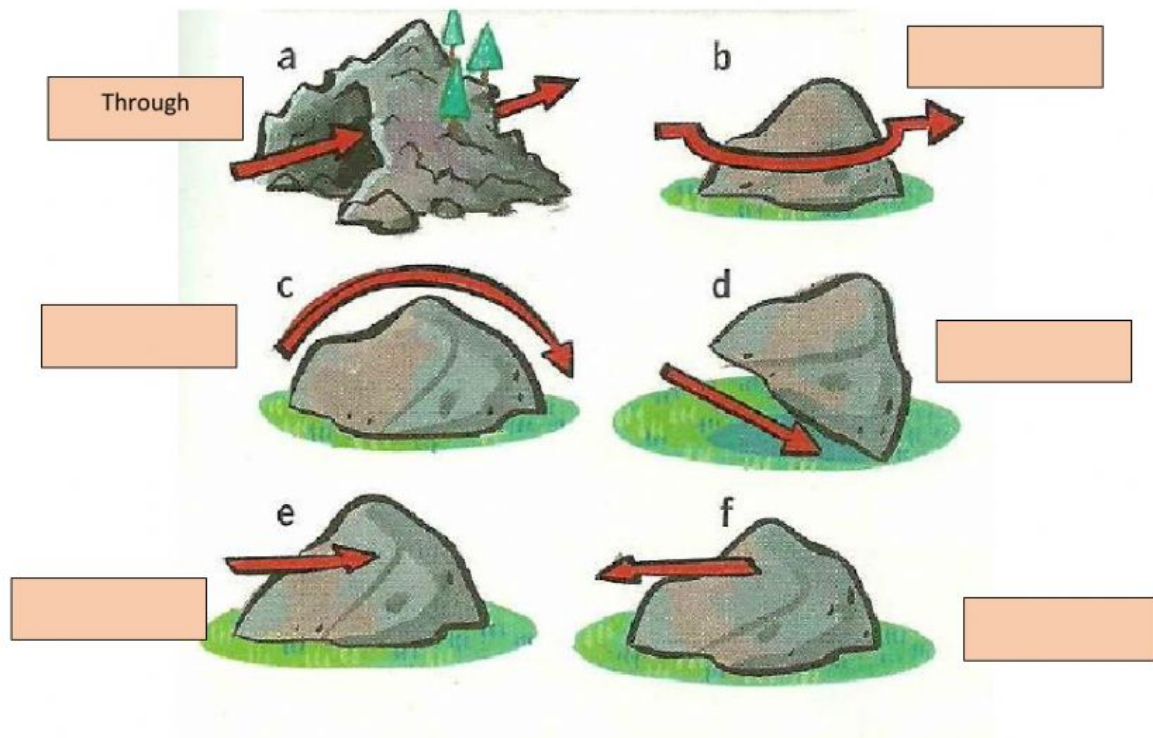


Name:.....

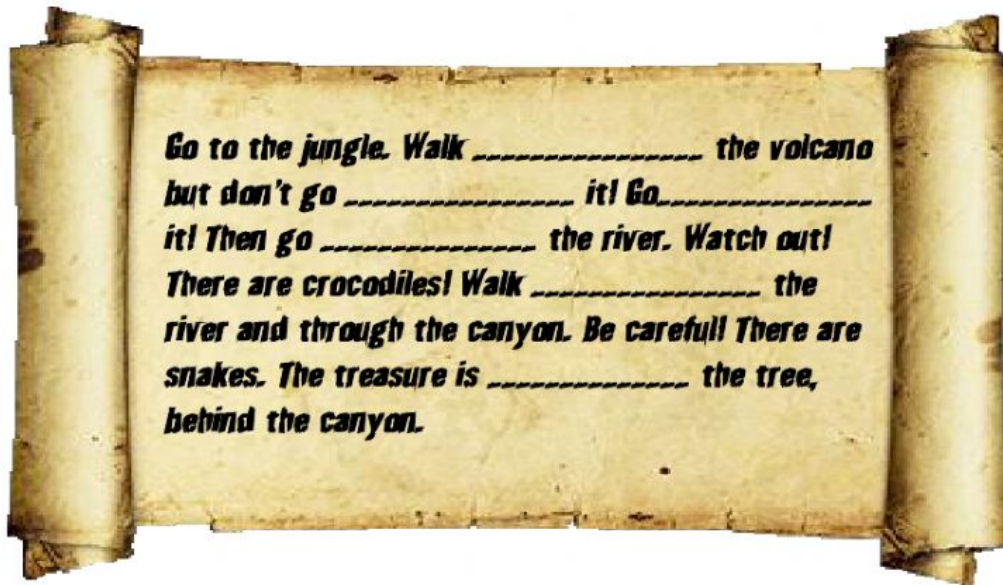
HOLIDAYS

ACTIVITY 1: Listen and complete with the **prepositions of place** in the box.

Through – away from – under –
over – towards - around



ACTIVITY 2: These are instructions to find a treasure. Listen and complete the instructions.



ACTIVITY 3: Where is the treasure? Follow the instructions on activity 2 and find the treasure.
Click on the place where the treasure is. (Hagan click en donde está el Tesoro).



ACTIVITY 4: Read Ben's postcard. Answer the questions. (en la parte de "key words", abajo en el círculo rojo, tienen la traducción de 4 palabras que quizás no sepan el significado, estas palabras están subrayadas en el texto)



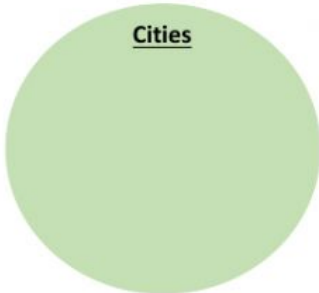

1. What is Route 66?

2. What is Ben going to see?

3. What is Ben going to do to help him remember each place?



ACTIVITY 5: Look at Ben's postcard. Find 2 numbers, 2 prepositions of movement, 2 cities and 2 natural places. Write them in the correct circle.

<u>Numbers</u>	<u>Prepositions of place</u>	<u>Cities</u>	<u>Natural places</u>
			

ACTIVITY 6: Write the names of three natural sights in your country. (no necesitan escribirlos en inglés)

1. _____
2. _____
3. _____

ACTIVITY 7: Choose one place in your country to go to. Complete the paragraph with info for tourists. Look at the example and then complete yours.

For example:

Explore El Bolsón !

Your trip is going to start in Hielo Azul mountain. You are going to see the Azul river.

The Azul river is very high / old / famous / beautiful.

Then you are going to see The Hielo Azul glacier

It's very high and very famous

Now, complete with the info of the place you like:

Explore _____ !

Your trip is going to start in _____. You are going to see _____.

_____ is very high / old / famous / beautiful.

Then you are going to see _____

It's _____