

## DRIVING

There are many cars on the road. We must drive safely and be alert at all times. The first thing we should do when we get into a car is to make sure that your passengers have fastened his or her seat belt. Children less than 5 years old should be in a child safety seat. If your car has air bags, small children must sit in the backseat.

All drivers should regularly inspect their cars to make sure that everything is working properly. Make sure all tyres have enough air, that the brakes are working properly, that the horn sounds, and that all of the lights work.

Always observe the speed limit and keep a safe distance behind the car in front of you. Do not eat, drink, smoke, or talk on your cell phone while driving. Keep your eyes on the road and your hands on the steering wheel at all times.

Don't forget to turn your headlights on at night. If it begins to rain during the day, you must turn on your lights. It is a good idea to have your headlights on when it is foggy outside.

Always yield right of way to pedestrians. This means that you must stop and let them cross the road. You must also yield right of way to emergency vehicles such as police cars, fire trucks, and ambulances. When you see flashing lights and hear sirens, carefully pull to the right side of the road and stop so that they may pass.

You must always stop for school buses when they have their stop sign out. Never pass a stopped school bus. You will get a ticket.

You must slow down at railroad crossings and work zones. Stay alert. Watch for construction workers, flaggers, and other vehicles.

When changing lanes on the highway or interstate, always use caution and look to see if a car is already there.

**CHILD  
SAFETY SEAT**



**SEAT BELT**

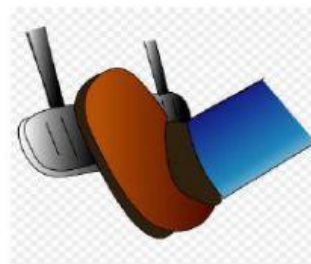
**SPEED LIMIT**



**STEERING  
WHEEL**



**BRAKE**



**TYRES**




**HORN**



A stylized illustration of a road stretching into the distance under a blue sky with clouds and a sun. The road is black with white dashed lines, flanked by green grass. The sky is blue with a few white clouds and a bright yellow sun in the upper right corner.



1. work zone	what you use to slow down or stop a car
2. tyres	another word for careful
3. seat belt	a special seat for children in the car
4. safe distance	
5. air bag	the lights on the front of the car.
6. brakes	anyone who is riding in your car
7. caution	a section of the road or interstate that is being repaired or built
8. child safety seat	putting enough space between your car and the car in front of you; not following too closely
9. flagger	a belt in a car that is worn over the shoulder and chest that keeps a driver or passenger from being thrown from the car.



the person who holds the signs in a work zone; also called a flagman

What is an odometer? It's an instrument that tells you

your car is going.



## Road Signs

### Match the Words to the Pictures

- 1 Maximum Speed Limit 60 Mph
- 2 Caution Cows in road
- 3 Men At work
- 4 Falling rocks
- 5 Slippery Road
- 6 Traffic lights ahead
- 7 Caution horse riders ahead
- 8 Roundabout ahead
- 9 No over taking
- 10 School Crossing
- 11 Steep downhill ahead
- 12 Bumpy road
- 13 Parking
- 14 Tunnel ahead
- 15 Caution Kangaroos
- 16 Possible queuing
- 17 Cross roads ahead
- 18 Give way to traffic
- 19 No Cars or motorcycles
- 20 No U turn
- 21 One way
- 22 Train tracks ahead
- 23 Stop




A



B



C



D



E



F



G



H



I



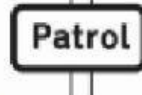
L



J



K



N



O



M



R



Q



P



S



U



V



W

T





## DRIVING LESSON

