

LET'S UNDERSTAND!

UNDERSTAND-EXERCISE 1

Match the phrases with the pictures in the poster. Follow the example:

1. **C** Cover your mouth if you cough. 
2.  Don't touch others. 
3.  Wash your hands with soap. 
4.  Don't touch your eyes, nose or mouth. 



HOW TO PREVENT COVID - 19

A 

B 

C 

D 















UNDERSTAND-EXERCISE 2

Complete the poster. Follow the examples:

CORONAVIRUS PREVENTION

 1 <div></div>	 2 <div></div>	 COVER YOUR MOUTH	 3 <div></div>
 CLEAN THE SURFACE	 MAINTAIN A SAFE DISTANCE	 4 <div></div>	 EAT HEALTHY

UNDERSTAND-EXERCISE 3*

Remember poster 1? Choose the best answer. Follow the example:

CIRCLE a), b) or c):

Example: ☐ Wear a mask.
☒ Wash b) Wash c) Clean

1. ☐ etiquette.

a) Wash b) Clean c) Cough

2. Don't touch ☐.

a) your hands b) your elbow c) your eyes

3. Avoid contact with ☐ people.

a) clean b) mask c) sick

4. ☐ and disinfect.

a) Clean b) Mask c) Sick

5. Wash ☐ frequently.

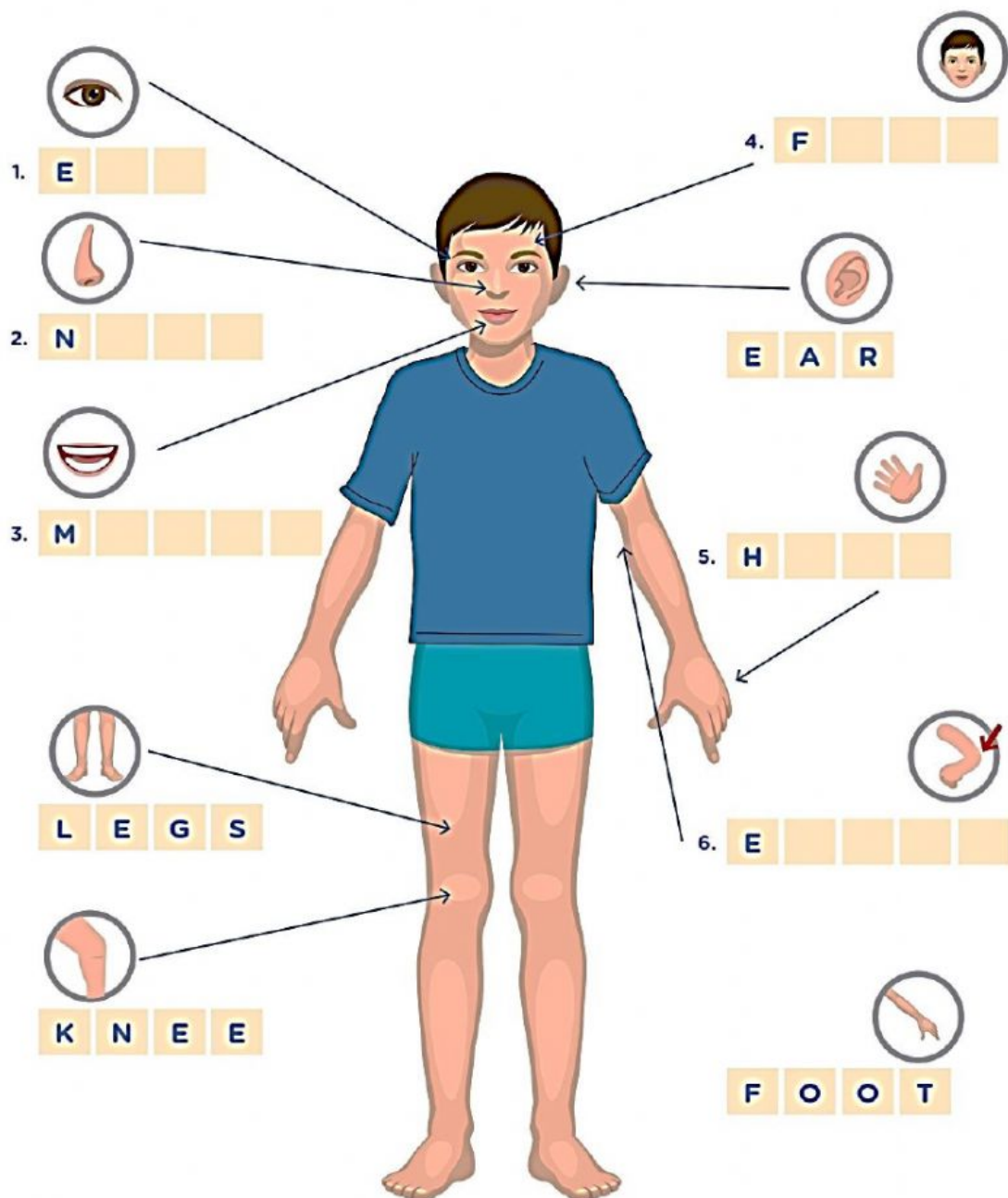
a) your hands b) your elbow c) your eyes



LET'S PRACTISE!

PRACTISE-EXERCISE 1

Write the parts of the body. Follow the examples:



PRACTISE-EXERCISE 2

Complete the phrases. Follow the example:

ACTIONS AND PARTS OF THE BODY

DO IT!	DON'T DO IT!
1. Wash your hands.	3. Don't your eyes.
2. into your elbow.	4. Don't your nose.
	5. Don't your mouth.
	6. Don't your face.

touch (x4)

cough

wash

PRACTISE-EXERCISE 3

Find the words or phrases in the "wordsearch". Then match six of them with the pictures. Follow the example:

1. ~~SOAP~~ 

2. HELP PREVENT 

3. CLEAN 

4. CORONAVIRUS 

5. HELP STOP 

6. COUGH 

7. STAY HOME 

8. FEEL SICK 

C	G	I	V	C	Z	H	Q	A	I	Y	N
L	H	E	L	P	P	R	E	V	E	N	T
E	B	E	A	P	A	R	T	S	O	T	Z
A	I	H	I	E	Z	V	C	O	U	G	H
N	D	P	Q	I	M	K	B	A	T	B	G
F	E	E	L	S	I	C	K	P	Q	X	H
E	C	O	R	O	N	A	V	I	R	U	S
E	D	W	H	E	L	P	S	T	O	P	W
S	T	A	Y	H	O	M	E	H	J	C	Z
W	J	N	B	O	D	N	B	X	I	D	X



1



2



3



4

Soap



5



6