

Starters classroom activities

These activities are based on
topics from the *Cambridge English: Starters*
Word List Picture Book.




Cambridge English: Starters Worksheet No. 1

(My favourite food)

Activity (a)

Look and read. Put a tick (✓) or a cross (✗) in the box. There are two examples.

Examples



This is a fish.



This is a sausage.



Questions

1.



This is a coconut.

☐

2.



This is a banana.

☐

3.



This is a carrot.

☐

4.



This is a potato.

☐

5.



This is a mango.

☐

Activity (b)

Speaking

Ann asks her friends what they would like for their lunch. Look at the pictures and talk about them.

Example



What would you like for your lunch, Alex?

I would like some bread.

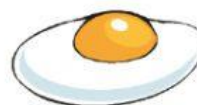


Questions

1. What would you like for your lunch, Grace?



2. What would you like for your lunch, Ben?



3. What would you like for your lunch, Jill?



4. What would you like for your lunch, Bill?



5. What would you like for your lunch, Lucy?



Writing

Write a word on the line about the pictures. There is one example.

Example

I would like some bread.

Sentences

1. I would like some

2. I would like an

3. I would like some

4. I would like a

5. I would like a

Activity (c)

Read the sentences. Write one word from the **Word bank** on the line.
There is one example.

Example

I like fish and chips.

Word bank

and

or

but

Questions

1. I like rice chicken.

2. I like apples I don't like oranges.

3. Would you like orange juice would you like lemonade?

4. You can have cake you can't have sweets.

5. I like milk. I drink it at breakfast, at lunch at dinner!

Cambridge English: Starters Worksheet No. 2

(My favourite food)

Activity (a)

Look and read. Write *yes* or *no*. There are two examples.

Examples

Some children are eating.

.....*yes*.....

A man is eating breakfast.

.....*no*.....

Questions

1. The children are happy.

.....

2. Some girls are eating ice cream.

3. The children are eating fish.

4. The children are at home.

5. There are seven children.

.....



Activity (b)

Look, read and write. Tell your friend what you like. Your friend likes it too!

There are two examples.

Examples



I like -----*rice*-----

so do I



I like -----*grapes*-----

me too

Sentences

1.



I like -----

2.



I like -----

3.



I like -----



I like _____

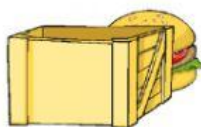


I like _____

Activity (c)

Where's the burger? Choose your answer from the *Word bank* and write it on the line. There is one example.

Example




The burger is behind the box.

Word bank

~~behind~~
next to
between
in front of
in
under

Questions

1.



The burger is _____ the box.

2.



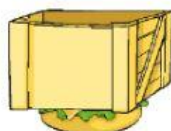
The burger is _____ the box.

3.



The burger is _____ the box.

4.



The burger is _____ the box.

5.



The burger is _____ the boxes

Cambridge English: Starters Worksheets 1–6

Answers