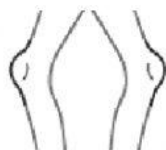


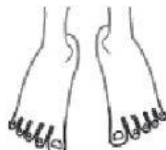
MY BODY!

1 Look and say.

Mirar y decir



knees



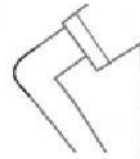
toes



mouth



neck



elbow

2 Mark the correct answer (✓).

Marcar la palabra correcta.

1



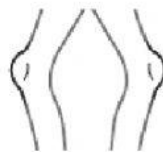
knees

toes

mouth

elbow

2



elbow

neck

toes

knees

3



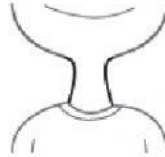
neck

toes

elbow

mouth

4



neck

mouth

knees

elbow

3 Look at the pictures and write the missing parts.

Elegir la opción correcta.

1



_____ my nose.

2



_____ my ears.

3



_____ my face.

4



_____ my legs.

5




_____ my eyes.

Encontrar el error y volver a escribir las oraciones correctamente.


4 Find the mistake and rewrite the sentences.

1



These are my mouth

2



This is my fingers.

3



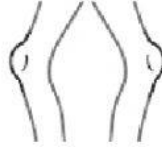
These are my neck.

4



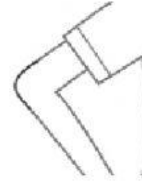
This is my toes.

5



This is my knees.

6



These are my elbow.

1 Underline the correct word in brackets.

Hacer click en la palabra correcta.

1



What's (this these it)?
This is your (nose eye finger).

2



(Is Are It) this my finger?
No, it isn't. This is your (leg face nose).

2 Rearrange the sentences.

Ordenar las palabras para armar oraciones.

1 are legs. my These

2 mouth. This my is

4 Complete the words.

Completar las palabras.

1



f_ngers

2



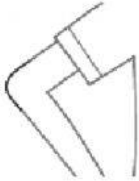
fac__

3



n__se

4




__lbow

5



ey__s

6



fa__e