

-CLOTHES-

1) Draw lines to match

Draw lines to match.




2) Read and put the clothes in the correct place.



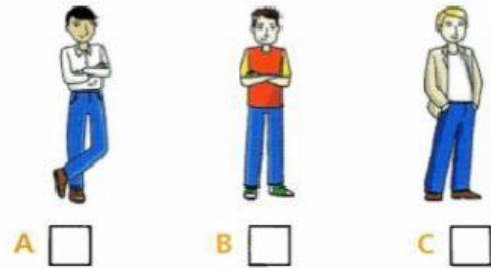
- 1 The green jeans are next to the white hat.
- 2 Draw two blue socks next to the jeans.
- 3 The purple jacket is next to the trousers.
- 4 The green shirt is under the baseball cap.
- 5 Draw some red shorts between the shirt and the dress.

3) Listen and tick the correct answer.

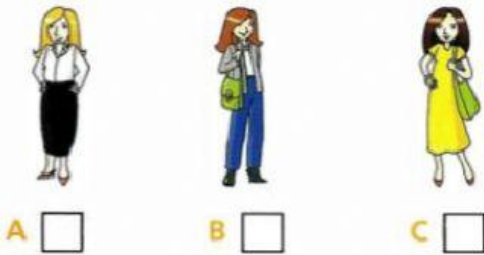
1 Which boy is Tom?



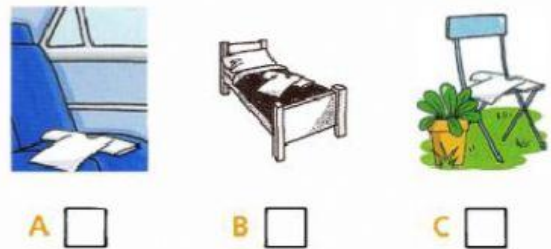
2 Which is Kim's dad?



3 Which woman is Dan's teacher?



4 Where is the T-shirt?



4) Look at the picture. Write one-word answers to the questions.



Examples

What colour is the boy's T-shirt?

red

How many sofas are there?

one

1 Where is the jacket?

on the

2 How many people are there in the picture?

.....

3 What colour is the woman's skirt?

.....

4 What is the baby wearing on one of her feet?

a blue

5 What colour is the girl's hair?

.....

