





READING SECTION WORKSHEET

HARVESTING HOPE – CESAR CHAVEZ STORY

1.- Use the Sequence Chain to show what happened in “Harvesting Hope” using your own words and writing the events in the order that happened.

 First	
 Next	
 Then	
 Last	

2.- Use your Sequence Chain from Exercise 1 to retell the biography using a paragraph.

For Example: First, _____. Next, _____. Then, _____. Finally, _____.



3. - Imagine that the National Farm Workers Association has put a statue of Cesar Chavez. You have been chosen to make a sign for the statue. Create a new sign with three sentences telling why Cesar Chavez is a hero.

For Example:

