






























Name: _____

Use the graph to answer the questions.

Favorite Fruits									
 Apple									
 Orange									
 Pear									

1. Do more students like  or  ? _____
2. Which fruit has 7 votes? _____
3. Which fruit has 6 votes? _____
4. How many students voted for  ? _____
5. There are how many more votes for  than for  ? _____
6. There are how many more votes for  than for  ? _____
7. There are how many more votes for  than for  ? _____