

























1- CLICK ON THE FRUITS AND VEGETABLES. LISTEN,  
REPEAT AND DRAG THEM TO THE CORRECT BOXES.

  ORANGE	  POTATOES	 <b>FRUITS</b>	 <b>VEGETABLES</b>	
  PUMPKIN	  BANANA	<div style="border: 1px solid black; height: 250px; width: 100%;"></div>	<div style="border: 1px solid black; height: 250px; width: 100%;"></div>	
  ONIONS				
  MANGO	  APPLE			  GRAPES
  TOMATO	  BROCCOLI			  CARROTS

2- NOW, PRACTICE SAYING IF YOU LIKE OR IF YOU DON'T  
LIKE THE FRUITS AND VEGETABLES ABOVE. CLICK ON  
THE ICONS BELOW. LISTEN AND REPEAT.

  I LIKE	  I DON'T LIKE
---	---

3- VIDEO:

