







## Complex and simple machines.

Complete the chart, click the correct answer:

| Machine:  | SIMPLE / COMPLEX  | ENERGY  |
|---|-------------------|---|
|    | SIMPLE<br>COMPLEX | BURNS FLUEL.<br>NEEDS ENERGY FROM PEOPLE.<br>NEEDS ELECTRCITY.<br>ENERGY FROM SUN, WATER OR WIND. |
|    | SIMPLE<br>COMPLEX | BURNS FLUEL.<br>NEEDS ENERGY FROM PEOPLE.<br>NEEDS ELECTRCITY.<br>ENERGY FROM SUN, WATER OR WIND. |
|  | SIMPLE<br>COMPLEX | BURNS FLUEL.<br>NEEDS ENERGY FROM PEOPLE.<br>NEEDS ELECTRCITY.<br>ENERGY FROM SUN, WATER OR WIND. |
|  | SIMPLE<br>COMPLEX | BURNS FLUEL.<br>NEEDS ENERGY FROM PEOPLE.<br>NEEDS ELECTRCITY.<br>ENERGY FROM SUN, WATER OR WIND. |
|  | SIMPLE<br>COMPLEX | BURNS FLUEL.<br>NEEDS ENERGY FROM PEOPLE.<br>NEEDS ELECTRCITY.<br>ENERGY FROM SUN, WATER OR WIND. |
|  | SIMPLE<br>COMPLEX | BURNS FLUEL.<br>NEEDS ENERGY FROM PEOPLE.<br>NEEDS ELECTRCITY.<br>ENERGY FROM SUN, WATER OR WIND. |