

Name: _____

Nachos Recipe

Ingredients:



1 bag tortilla chips



cheese



salsa

Directions:



1. Preheat oven to 400 degrees.



2. Grate cheese, and prepare any other toppings.



3. Spread chips on baking sheet.




4. Sprinkle cheese and toppings over tortilla chips.



10:00

5. Bake in oven for 10 minutes or until cheese melts.

Match the Pictures



cheese



chips



salsa



grater



oven



baking pan




salsa



grater



baking pan



cheese



chips



oven

Match the word to the picture

Cheese



salsa

Baking pan




grater

Grater



baking pan

Salsa



cheese

Oven



chips


Chips



oven

Nachos Recipe Questions

1. What ingredients do we need for this recipe?



bread



cheese



salsa



chips

2. What tools do we need?



grater



knife




bowl




baking pan


3. How long do we bake the nachos?



5 minutes



10 minutes



3 minutes


4. How do you know the nachos are finished?



cheese melts



smell



nachos are hot

Match recipe directions to correct picture:



Spread chips on
baking sheet



Sprinkle cheese on
chips



Add your toppings



Place baking sheet
into oven for 10 min



Enjoy nachos!