UNIT 5: FLOW

Lesson 4

ACTIVITY 1: Match the pictures with the words. Use a dictionary if you need. *(Usar un diccionario si necesitan)*

RADIATOR	WATER PUMP	ENGINE	FAN BLADES
HOT WATER	THERMOSTAT	HOSE	COOL WATER

_____ _____ _____ _____

_____ _____ _____ _____

ACTIVITY 2: Match the pictures with the verbs. *(éstos son verbos, acciones)*

SINK	FLOW	CONNECT	BLOW





_____ _____ _____ _____

ACTIVITY 3: Read the text. Label the diagram with the words in the box.

bottom hose	**engine**	**radiator**	**thermostat**	**top hose**	**water pump**

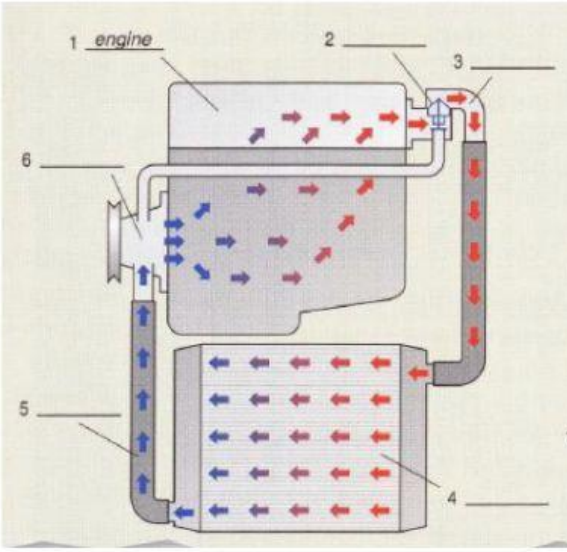

Car cooling system

The engine drives the water pump and the pump pushes cool water around the engine. This cools the engine. At the same time, the water becomes hot. The water in a hot engine is normally around 110°C.

The hot water then passes through the thermostat. This controls the temperature of the engine. From the thermostat, it flows through the top hose into the radiator. Here, a fan cools the water, and the cool water sinks to the bottom of the radiator.

The cool water then leaves the radiator. It flows along the bottom hose, passes through the pump and enters the engine again.

ACTIVITY 4: Which words in the text do these words refer to? *(hicimos una actividad similar con el primer texto del libro, debe estar hecha en el libro o en la carpeta)*

1	This (line 6)	a) hot water	b) thermostat	c) temperature
2	it (line 7)	a) engine	b) thermostat	c) water
3	Here (line 8)	a) top hose	b) radiator	c) fan
4	It (line 10)	a) water	b) radiator	c) bottom hose

ACTIVITY 5: Choose the correct verb. *(elegir el verbo correcto) para hacer esta actividad tener como referencia el vocabulario presentado en esta clase en las actividades 1 y 2 y en las clases anteriores. Recuerden que con la tercera persona del singular, al verbo se le agrega "es" o "s".*

(1) The water pump	control(s)	the radiator to the engine.
(2) The thermostat	connect(s)	air onto the radiator.
(3) The two hoses	push(es)	the hot water from the engine.
(4) The radiator	cool(s)	water around the engine.
(5) The fan blades	flow(s)	to the bottom of the radiator.
(6) Cool water	rise(s)	the temperature of the water.
(7) Hot water	sink(s)	through the two hoses.
(8) Water	blow(s)	to the top of the engine.

1 The water pump _____ the water around the engine.

2 The thermostat _____ the temperature of the water.

3 The two hoses _____ the radiator to the engine.

4 The radiator _____the hot water from the engine.

(1) The water pump	control(s)	the radiator to the engine.
(2) The thermostat	connect(s)	air onto the radiator.
(3) The two hoses	push(es)	the hot water from the engine.
(4) The radiator	cool(s)	water around the engine.
(5) The fan blades	flow(s)	to the bottom of the radiator.
(6) Cool water	rise(s)	the temperature of the water.
(7) Hot water	sink(s)	through the two hoses.
(8) Water	blow(s)	to the top of the engine.

5 The fan blades _____ air onto the radiator.

6 Cool water _____ to the bottom of the radiator.

7 Hot water _____ to the top of the engines.

8 Water _____ thrrough the two hoses.

WORD LIST

Esta es una lista de palabras que contiene todo el vocabulario de la unidad 5 visto hasta ahora. (está en la ultima hoja de la unidad 5 del workbook o libro de actividades). Todas estas palabras están en las distintas actividades que hemos realizado. Identifiquen cuáles conocen y cuáles no. Si hay alguna que no conocen repasar las actividades nuevamente, buscar su significado si es necesario y tomar nota.

HEATING AND COOLING *(calentamiento y enfriamiento)*		**PREPOSITIONS OF MOVEMENT** *(Preposiciones de movimiento)*	**ELECTRICAL NOUNS** *(sustantivos relacionados con la electricidad)*
NOUNS *(sustantivos)*	**VERBS** *(verbos)*	around into out of through to	battery cable conductor controller electrical circuit electrical current energy lamp solar panel Switch
engine fan hose inlet radiator shower head solar panel thermostat valve water pipe water pump water tank	blow connect control cool drive enter flow go heat leave move pass push rise sink		**VERBS** convert flow shine short-circuit