

## MATHEMATICS GRADE ONE

### STRAND: WHOLE NUMBERS


#### SUB STRAND: SUBTRACTION BY COUNTING BACKWARDS

Introduction: Today we are going to use the method known as **counting backwards**.



Do you remember how to count backwards?

Lets count back wards from 20 - 10

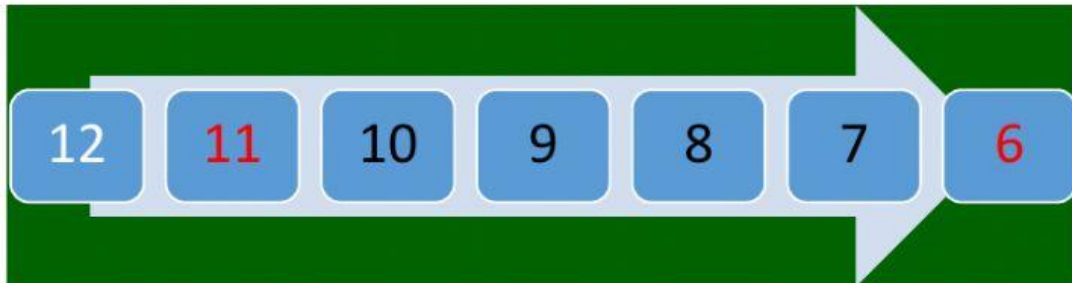


Good work

**EXAMPLE 1:**

$$12 - 6 =$$

We start counting backwards from the next number before 12 that is 11



We count backward 6 times to the answer


**The answer is 6**

**Activity:** watch the video below on subtraction by counting backwards:



**EXAMPLE 2:**

$$17 - 9 =$$



**The answer is 8**

**EXERCISE:**

1.  $14 - 6 =$

2.  $13 - 4 =$

3.  $12 - 5 =$

4.  $12 - 7 =$

5.  $15 - 7 =$

6.  $11 - 6 =$

7.  $11 - 5 =$

8.  $10 - 8 =$