

**Mini-Test for Listening Comprehension
Parts 1, 2, 3, and 4**

General directions: Follow the instructions for each part below and use the answer sheet on page 101. When you have finished all four parts, check your answers using the Answer Key on page 486 and see the Explanatory Answers on page 514. The transcript begins on page 600.

Listen to Track 6 of compact disc 1 to hear the statements for Part I.


SECTION 1: LISTENING COMPREHENSION
Part 1: Photographs

Directions: In your test book, you will see a photograph. On the compact disc you will hear four statements. Choose the statement that most closely matches the photo and fill in the corresponding oval on your answer sheet.


1.

**GO ON TO THE NEXT PAGE**

2.



3.



4.




5.




GO ON TO THE NEXT PAGE

6.



7.



8.



9.



GO ON TO THE NEXT PAGE

10.

