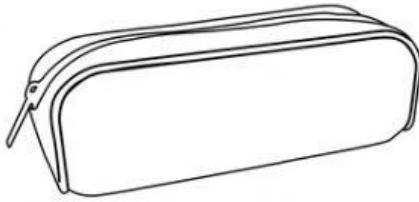


READING AND WRITING

Part 1: Look and read. Put a tick (✓) or a cross (✗).


Example:



This is a pencil case.



Question 1:



I can count numbers.




Question 2:



I sing songs on Wednesday.



Question 3:



This is a pencil.



Question 4:



It's a zoo.



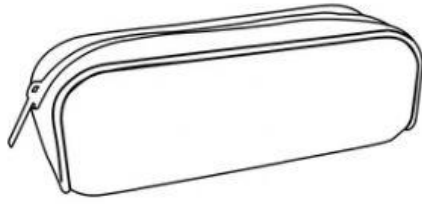
Question 5:



It's Thursday.



Question 6:



Pick up your pen.

Question 7:



I can spell words.

Question 8:



I can sing songs.

Question 9:




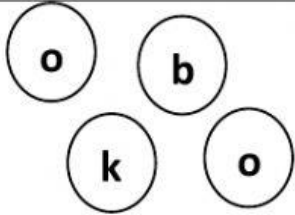
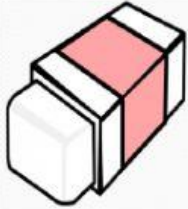
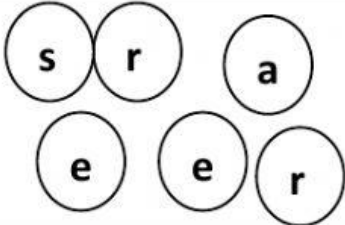

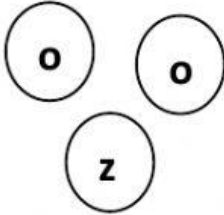

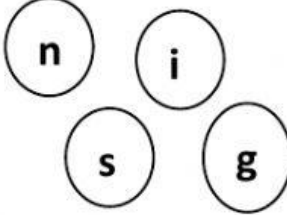

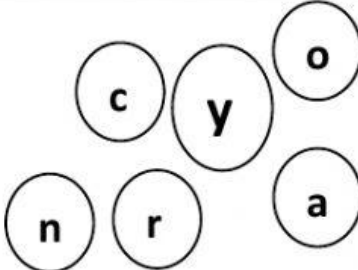

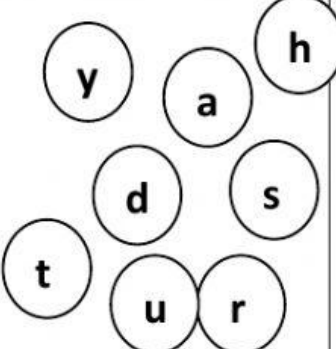
This is a pencil case.

Question
10:



I draw pictures on Monday.

Part 2: Unscramble the letters to make the correct words.

Example:		b o o k _ _ _	
Question 11:		_ _ _ _ _	
Question 12:		_ _ _ _ _	
Question 13:		_ _ _ _ _	
Question 14:		_ _ _ _ _	
Question 15:		_ _ _ _ _	

Part 3: Look at the pictures write Yes or No.



Example:	The baby is eating.	Yes _____
Question 16:	There is milk on the floor.	_____
Question 17:	The dog is sleeping.	_____
Question 18:	The woman is talking on the phone.	_____
Question 19:	The table is green.	_____
Question 20:	The man is in the kitchen.	_____