





















My name is: _____

WORKSHEET

Mar 27th 2023

Review

Teacher's
feedbacks
Task 1. Read and write like / likes / don't like / doesn't like

		I <u>like</u> rice.			1 My brother chicken.
		2 She grapes.			3 He Bananas.
		4 They meat balls.			David carrot soup.
		6 We really Milk.			7 Mira pizzas.
		8 The boys salad.			9 The children bread.

Task 2. Look and write.



Let's ..**play**..football!



Let's.....music!



Let's.....in the sea!



Let's.....a movie!



Let's.....together!



Let's.....together!



Let's.....water!



Let's.....shells!



Let's.....milk!



Let's.....a sandcastle!




Let's.....bat and ball!



Let's.....a pizza!

Task 3.

Read the question. Listen and write a name or a number.
There are two examples.

**Examples**

What is the boy's name?

.....Bill.....

How many arms has the monster got?

.....6.....

Questions

1 What is the monster's name?

2 How many drawings of monsters
has Bill got?

3 What is Bill's teacher's name? Mrs

4 How many boys are in Bill's class?

5 Which school does Bill go to? School