

Name: _____

Class: _____

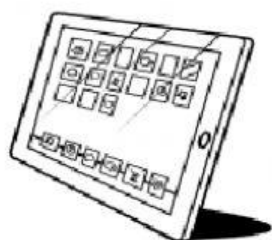
Listening

- 1 Listen and write the names. There are two extra options.



Adam Charlie Liam Holly Emily Jay Mia Poppy

a



b



c




d



e



f



Poppy

10

- 2 Listen and complete.



New Computer Lab

Opening hours after school: (1) 4-6pm.

(2) _____: get it from Mrs Robson.

For internet connection: (3) _____
on the screen.

Rules:

You mustn't download any new (4) _____ or _____.

and you mustn't (5) _____ anything _____.

At the end of the session you have to (6) _____ and close all programmes.




10

Reading

3 Read. Copy the true sentences and correct the false sentences.


A



Controls

- To begin, tap the screen.
- To go right, tilt the screen right.
- To jump, tilt the screen.
- To go more slowly, swipe the screen.

B



Controls

- To start the game, press the button.
- To go right, swipe right.
- To jump, swipe up.
- To go through a tunnel, swipe the screen.

- 1 **A:** Swipe the screen right if you want to go right. Tilt the screen right if you want to go right.
- 2 **A:** If you tap the screen, the game begins. _____
- 3 **A:** If you tilt the screen, you go more slowly. _____
- 4 **B:** If you tilt the screen, you can jump. _____
- 5 **B:** The game starts if you tap the screen. _____
- 6 **B:** If you tap the screen, you go through a tunnel. _____

10

4 Read and complete with one word only.


File View Tools Go

Movie maker websites

If you want to make your own movies at home, then

(1) go to a movie maker website and find out what to do.

These websites have everything you need to create your own cartoon movies. You (2) can choose from three basic characters, and there are different sections for action clips, feelings and places. First of all, you (3) have to choose a character and a place, and then the frame appears in your movie. (4) When you want, you can change the place, character and action clips for every frame, then build up your movie. When you have enough picture frames you can (5) download them to your own computer and watch your movie. My favourite part of the website is the sound effects. You can add noises like 'boom' or 'crash'. Yesterday, I (6) made a fantastic movie called 'The Big Boom'. The characters ran after each other to different places. In the end, everything exploded, but the crazy cat escaped!



10

Writing

5 Order and write. Match.

1 you / computer / turn / goes / off / When / black / the / screen / the
When you turn off the computer, the screen goes black.

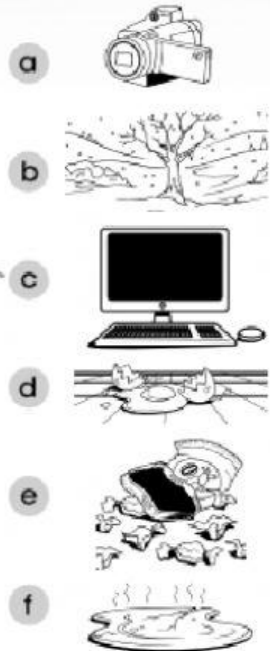
2 button / records / I / a / press / video / the / If / green / if

3 freezes / When / it / ice / water / becomes

4 drop / breaks / If / an / you / egg / if

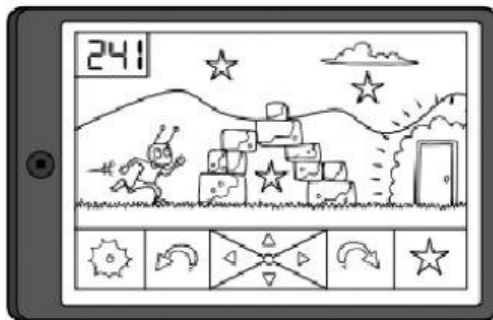
5 winter / When / arrives / colder / gets / it

6 many / eat / feel / If / you / too / sweets / you / sick



10

6 Invent a computer game. Then write instructions for your game. Use 80-100 words.



- Describe the characters and places in your game.
- What happens if you press the buttons?
- How do you move around?
- What are the rules for your game?
- How do you score points and win?

10