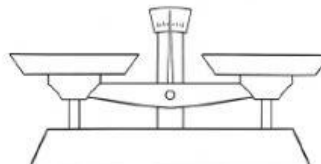
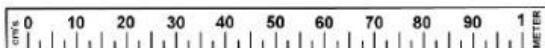
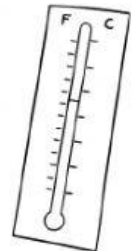
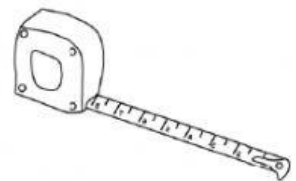


Selecting Appropriate Measurement Tools

2.MD.A.1: Measure the length of an object by selecting and using appropriate tools such as rulers, yardsticks, meter sticks, and measuring tapes.

Measurement Tools: Label each tool. Color the measurement tools that measure length.




When Measuring:

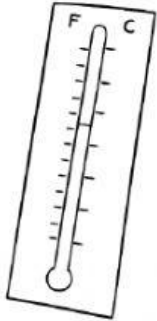
1. Notice the unit you are using. Are you measuring in centimeters? Inches? Yards? Meters?
2. If you are measuring length, be sure to line up the tool at 0. Not all length tools start at 0.

Selecting Appropriate Measurement Tools

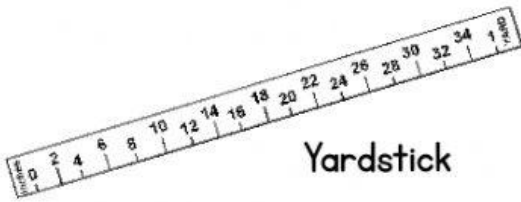
Directions: Match the object to the tool you would use to measure it.



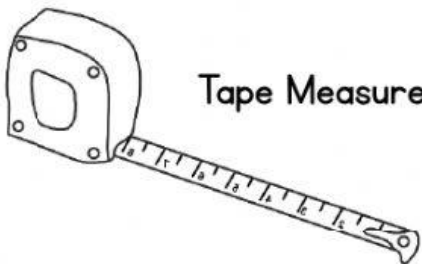
Measuring
Cup



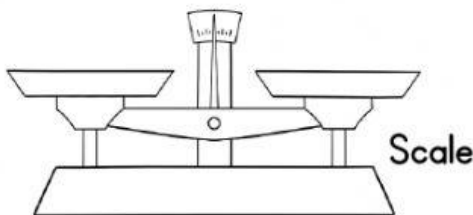
Thermometer




Yardstick



Tape Measure



Scale



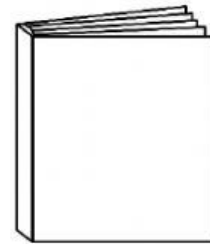
Temperature



Length of a Room



Length of a
Desk



Weight of
a Book



Amount of
Rain

© Julie Bachore

Selecting Appropriate Measurement Tools

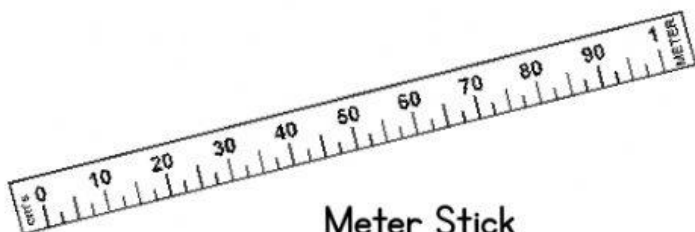
Directions: Match the object to the tool you would use to measure it.



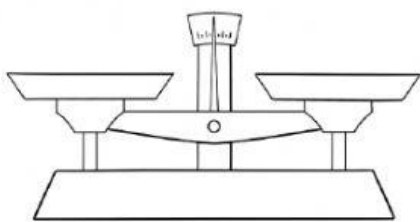
Ruler



Tape measure



Meter Stick



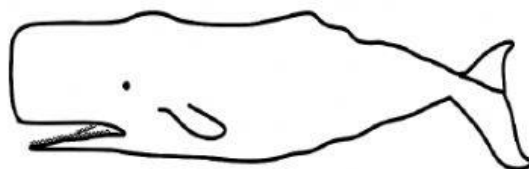
Scale



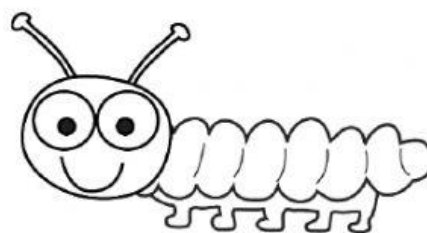
Thermometer



Around a
Pumpkin




Weight of Whale



Length of Caterpillar



Height of a
Baby



Temperature of
Water

©Julie Bachore