

Name: .....

## Unit 4 Vocabulary 2

### I. Read and choose.

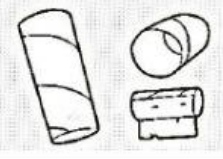



1. When we upcycle, we could use things like **toilet paper rolls** / **throw out**.
2. Rubbish is recycled in **picture frames** / **recycling plants** and changed into new things!
3. **Upcycling** / **stuff** is making new things from rubbish.
4. Cardboard can be used in making cool **wood** / **photo frames**.
5. When we recycle, we take things like plastic bottles or car **tires** / **decorations**.
6. Don't **throw out** / **create** that plastic.
7. We can also **cardboard**/ **upcycle** it. We can make **decorations** / **toilet paper rolls** from those bottles.
8. I like to **create** / **fleece** new things out of trash.
9. I made some picture frames out of old **cardboard** / **glass jars** boxes.
10. I like my tea in this small **cup** / **fumes**.
11. My birthday is on Monday. Let's put on some **natural resources** / **decorations**.
12. I need plastic cups, bottles and **stuff** / **soil** like that for my upcycling project.

### II. Read and match.

- |                     |  |
|---------------------|--|
| 1. upcycle          | a. to make something new, or invent something          |
| 2. stuff            | b. we do this with our trash                           |
| 3. throw out        | c. when you make something new from something old      |
| 4. recycling plants | d. a place where you can turn waste into another thing |
| 5. create           | e. a variety of objects or things                      |

1. .... 2. .... 3. .... 4. .... 5. ....

### III. Look and write.

<b>A.</b> 	<b>B.</b> 	<b>C.</b> 	<b>D.</b> 	<b>E.</b> 