


**VI. PERSONAL PRONOUNS.** Look at the images and write a cross the correct personal pronoun. Then, read the sentences and replace the nouns using personal pronouns. (SB page 19).









- |                                   |                          |
|-----------------------------------|--------------------------|
| 1. Betty is a secretary.          | 1. _____ is a secretary. |
| 2. My parents are in Cancun.      | 2. _____ are in Cancun.  |
| 3. My dog is white.               | 3. _____ is white.       |
| 4. Susan and Marlene are friends. | 4. _____ are friends.    |

**VII. Numbers.** Look at the charts. Then, write the cardinal numbers in the exercise below. (SB page 23).







18	Example: eighteen
21	
39	
55	
74	
137	
896	
925	
1345	
2013	

**VIII. Look at the images and write the correct classroom expression. (SB page 23).**

raise your hand - stand up - sit down - erase the blackboard - close the door  
 open the door - open your notebook - go to the front  
 May I go to the restroom? - close your book - take out your notebook  
 close your notebook

					
<div style="border: 1px solid red; height: 30px; width: 100%;"></div>	<div style="border: 1px solid red; height: 30px; width: 100%;"></div>	<div style="border: 1px solid red; height: 30px; width: 100%;"></div>	<div style="border: 1px solid red; height: 30px; width: 100%;"></div>	<div style="border: 1px solid red; height: 30px; width: 100%;"></div>	<div style="border: 1px solid red; height: 30px; width: 100%;"></div>

					
<div style="border: 1px solid red; height: 30px; width: 100%;"></div>	<div style="border: 1px solid red; height: 30px; width: 100%;"></div>	<div style="border: 1px solid red; height: 30px; width: 100%;"></div>	<div style="border: 1px solid red; height: 30px; width: 100%;"></div>	<div style="border: 1px solid red; height: 30px; width: 100%;"></div>	<div style="border: 1px solid red; height: 30px; width: 100%;"></div>

**IX. Imperatives. Write an imperative according to the images. (SB page 24).**

 _____   _____   _____	 _____   _____   _____
---	---

**X. Present Continuous. Complete the sentences using Present Continuous. (SB page 28).**

**Example:**

She is working on the computer.



1. They are   
(watch) T.V.



2. Tommy is   
(eat) a hamburger.



3. He is   
(fly) a kite.



4. Mary is   
(walk) quickly.



5. Steve is   
(drink) a glass of milk.



6. Mr. Johnson is   
(run) fast.



7. Eloise is   
(read) a book.



8. The dog is   
(sleep) in its bed.

**XI. Complete the exercise according to the countries and nationalities. (SB page 27).**

Italy - Spain - England - Germany - France - China - Japan - America -




Where are you from?

\_\_\_\_\_




where are you from?

\_\_\_\_\_



Where are you from?

\_\_\_\_\_



Where are you from?

\_\_\_\_\_



Where are you from?

\_\_\_\_\_



Where are you from?

\_\_\_\_\_



Where are you from?

\_\_\_\_\_




Where are you from?

\_\_\_\_\_

## STAGE 2

**I. PERSONAL BELONGINGS.** Look at the images and write the correct Personal Belongings. (SB page 34).



\_\_\_\_\_



\_\_\_\_\_



\_\_\_\_\_



\_\_\_\_\_



\_\_\_\_\_



\_\_\_\_\_



\_\_\_\_\_



\_\_\_\_\_

**II. QUALIFYING AND DEMONSTRATIVE ADJECTIVES.** Classify the adjectives in the chart. Then, circle the adjective that describes each image. (SB page 35).

amazing – square – old – wonderful – cotton – triangle – wooden – little – silver – big – orange – young					
Opinion	Size	Age	Shape	Color	Material






III. QUALIFYING AND DEMONSTRATIVE ADJECTIVES. Look at the images and write the correct Demonstrative Adjective and am, is or are. (SB page 35).

## THIS / THAT / THESE / THOSE






















<p>1</p> <p>_____ the Christmas card we got from our friends.</p> 	<p>2</p> <p>_____ my little cousin's favourite building blocks.</p> 	<p>3</p> <p>_____ my brother's coloured pencils.</p> 	<p>4</p> <p>_____ a deckchair I use to sunbathe.</p> 
<p>5</p> <p>_____ my favourite blue jeans.</p> 	<p>6</p> <p>_____ the only Spanish books I have.</p> 	<p>7</p> <p>_____ a nice watering can I bought last week.</p> 	<p>8</p> <p>_____ Linda's silk scarf she bought in London.</p> 

IV. POSSESSIVE ADJECTIVES. Look at the images and choose the correct Possessive Adjective. (SB pages 36).

<p>They have got a car.</p>  <p>_____ car is small.</p>	<p>my</p> <p>his</p> <p>their</p> <p>our</p> <p>your</p>
<p>You have got an umbrella.</p>  <p>_____ umbrella is black.</p>	<p>my</p> <p>your</p> <p>his</p> <p>her</p> <p>its</p>
<p>The teacher has got a pencil.</p>  <p>_____ pencil is big.</p>	<p>my</p> <p>her</p> <p>its</p> <p>our</p> <p>their</p>

<p>Lisa has got two friends.</p>  <p>_____ friends are funny.</p>	<p>her</p> <p>your</p> <p>its</p> <p>our</p> <p>my</p>
<p>We have got a book.</p>  <p>_____ book is funny.</p>	<p>his</p> <p>her</p> <p>its</p> <p>our</p> <p>their</p>
<p>I've got three balloons.</p>  <p>_____ balloons are nice.</p>	<p>my</p> <p>her</p> <p>your</p> <p>our</p> <p>their</p>

V. BODY PARTS. Read and circle the names of the Body Parts. (SB page 38).

toe			
nose			
mouth			
ear			
hand			
eye			
knee			

VI. Definite and Indefinite Articles & Personal Pronouns. Look at first image and write a or an. Then, in the second image, complete the sentences using a, an or the. Finally, circle the correct Personal Pronoun according to the images. (SB page 40 and 41).



car



aeroplane



parrot



baby



doll



hat



egg



rabbit



apple



elephant



cat



ice-cream



1. Dad takes  umbrella because it is raining.  umbrella is beautiful.



2. I can see  elephant and  turtle at the zoo.  turtle is walking on  rock.



3. I see  car in the street.  car is red and cool!





**VII. Yes / No Questions.** Read the questions and choose the correct answer. (SB page 42).

<p>1. Are they students?</p> <p>a. Yes, they are. b. Yes, they am. c. Yes, they do.</p>	<p>2. Is Miss Arely a teacher?</p> <p>a. Yes, he is. b. Yes, she is. c. No, she doesn't.</p>	<p>3. Can you speak Italian?</p> <p>a. No, I can. b. No, I can't. c. Yes, I can't.</p>
<p>4. Does Elisa eat pizza?</p> <p>a. Yes, he does. b. Yes, she is. c. Yes, she does.</p>	<p>5. Do they study hard?</p> <p>a. No, they do. b. No, they don't. c. No, they can.</p>	<p>6. Can she play soccer?</p> <p>a. Yes, he can. b. Yes, she cannot. c. Yes, she can.</p>










VIII. MONTHS AND SEASONS. Order the months of the year. Then, match the images to the correct season. (SB page 48).

1		2		3		4	
5		6		7		8	
9		10		11		12	

January	June	July	September
October	November	August	February
May	March	April	December

	Spring	
	Summer	
	Fall	
	Winter	