

STEP A2

Miss Carla

1.2 TRAVEL LIGHT

- G this/that, these/those; possessives
P word stress; this, that, these, those
V objects

VOCABULARY

OBJECTS

- 1 A Match the words in the box with objects A–P in the picture. Which object isn't in the picture?

a camera J a mobile (phone) keys a diary
a passport a magazine a credit card
an MP3 player and earphones a newspaper
a toothbrush a sweater sunglasses a watch
a purse a ticket a laptop shampoo

- B 1.5 WORD STRESS Listen and underline the stressed syllable in the words.

camera

- C Work in pairs and take turns. Student A: point to an object in the picture. Student B: name the object.

A: What's this?

B: It's a camera.

- D Work in pairs and discuss. What five things are always in your bags?

A: I always have a laptop in my bag.

B: Me too.

READING

- 2 A Look at the picture again. Work in pairs and discuss. What five things are always in your carry-on bag on a plane?

A: I think a laptop is important.

B: Yes. Sunglasses? No. Take sunglasses in your pocket.

- B Read the information and circle the correct number. Take 9 / 10 / 11 / 12 things in your carry-on bag.

- C Read the text again and write the names of objects 1–5.



1 _____ 2 _____ 3 _____



4 _____ 5 _____

- D Read the text again and put a tick (✓) next to two good ideas and a cross (X) next to two bad ideas. Then work in pairs and discuss.

Take it or leave it!

With only 10 kilograms for your carry-on bag, what's important to take?



Electrical Things

- **MP3 PLAYER** good for music and audiobooks – put it in your bag.
- **MOBILE PHONE** put it in your pocket, but take the charger in your bag.
- **CAMERA** is your mobile a camera too? Then leave your camera at home.
- **EARPHONES** good for watching DVDs on your laptop. Put them with your mobile phone.
- **LAPTOP** in your bag, with an adaptor, of course.

Practical Things


- **DIARY** with all your important travel and contact information. Put it in your bag.
- **KEYS** put them in the bag so they're easy to find.
- **PASSPORT AND TICKET** these are important so have them in a pocket on your bag.
- **PURSE** coins are a problem at security. Put them in a purse in your bag – yes, men too.

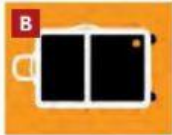
Other Things


- **MAGAZINES AND NEWSPAPERS** leave them at home; they're free on the plane.
- **SHAMPOO** most hotels have shampoo or buy it in town.
- **SUNGLASSES** go in your pocket or on your head, not in the bag!
- **SWEATER** wear it. It's good for the plane if it's cold.
- **TOOTHBRUSH AND TOOTHPASTE** max 100 ml in your carry-on bag.

GRAMMAR

THIS/THAT, THESE/THOSE; POSSESSIVES

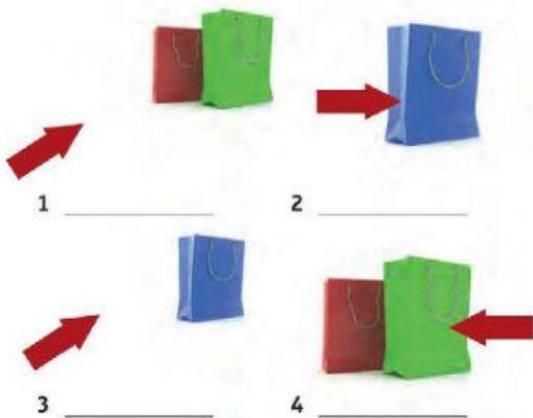
- 3 A**  **1.6** Listen to three conversations. Where are the people? Write the number of the conversation under the picture.




- B**  **1.7** Underline the correct alternative in the extracts below. Then listen and check.

- 1 S:** Is ¹this/these your bag?
W: Yes, it is.
S: Could you open it, please?
W: What's the problem?
S: ²This/Those is the problem.
W: ³These/That's my shampoo.
2 S: What's ⁴that/those in your pocket?
M: Ah, sorry, ⁵these/those are my keys.
S: OK, go ahead.
3 M: Excuse me, ⁶that's/those are my ⁷friend/friend's bags. Can I ...?
W: Sorry, ⁸this is/that's my bag. The black one. In your hand.
M: No, ⁹this/these is my ¹⁰friend's/friend.
W: Look, my name's on it. It's ¹¹my/mine.
M: Oh, sorry, you're right. It's ¹²your/yours.

- 4 A** Write *this*, *that*, *these* or *those* under the pictures below.



- B**  **1.8** **WEAK FORMS: *this*, *that*, *these*, *those***
 Listen to the pronunciation. Then listen and repeat.

- 1** Is this /ðɪs/ your bag?
2 Are these /ði:z/ your bags?
3 Is that /ðæt/ your bag?
4 Are those /ðəʊz/ your bags?

- 5 A** Correct the sentences. Use Exercise 3B to help.

- 1** That's the bag of my friend. ~~X~~
 That's my friend's bag. ✓
2 This is the mobile of John. ~~X~~
 This is John's mobile. ✓
3 That's mine bag. ~~X~~ That's my bag. ✓
4 It's my. ~~X~~ It's mine. ✓
5 They're yours bags. ~~X~~ They're yours bags. ✓
6 They're your. ~~X~~ They're yours. ✓
7 This bag is Sally. ~~X~~ This bag is Sally's. ✓

- B** Complete the conversation. Use the words in brackets to help.

- A:** Is that ¹my book? (I)
B: No, it isn't. It's ²hers. (Maria)
A: Where's ³hers? (I)
B: Is this ⁴yours? (you)
A: Yes, thanks. Is this ⁵your bag? (you)
B: No, it isn't ⁶mine. (I)
A: Maybe it's ⁷hers. (Ali)

▷ page 128 **LANGUAGEBANK**

SPEAKING

- 6** Work in pairs. Student A: point to an object in the classroom and ask your partner what it is. Student B: name the object.

- A:** What's this in English?
B: It's a dictionary.
A: What are those in English?
B: They're windows.

- 7 A** Work in groups. Put two objects from your bag/pocket on a table. Identify the objects.

Silvia's bag, Cheng's keys, my watch ...

- B** Work with a partner from another group. Look at their objects. Ask and answer questions.

- A:** Is that your pen?
B: No, it isn't. It's Bruno's.
A: Are these Jack's glasses?
B: No, they aren't. They're Veronika's.

▷ page 152 **PHOTOBANK**

