



Name: _____

Date: _____

Class: _____

Part 1. Look and read. Put a tick (✓) in the box.

There are two examples.

Examples



This is a hat.



This is a cat.

Questions

1.




He eats soup for breakfast.

2.



This is my mum.

3.



The cat is in the box.

4.



I can hit a ball.

5.



This is a computer.

Part 2. Look and read. Write Yes or No.



Examples

Dad is wearing glasses.

.....Yes.....

There are two chairs.

.....No.....

Questions

1. There is a clock.

.....

2. The children eat bread for breakfast.

.....

3. The bananas are under the table.

.....

4. The boat is next to the box.

.....

5. They are in the kitchen.


.....

Part 3. Read, circle and write.

0. This is a ruler

a ruler


rulers



1. go by car.

We


I



2. I grapes.

like


likes



3. There are two

a chairs


chairs



4. I to school.

by walk


walk



5. favourite colour is red.

His

He



Part 4. Reorder the words into correct sentences.

1. I / for / breakfast / eat / rice / . / → _____
2. by / boat / school / to / We / go / . / → _____
3. write / I / school / at / . / → _____
4. Can / bounce / you / ball / a / ? / → _____
5. The / on / duck / is / table / the / . / → _____

Part 5. Look at the pictures. Look at the letters. Write the words.

0.



_____ chair _____

c / a / h / i / r

1.



s / u / b

2.



n / d / a / g / r / p / a

3.



c / p / u

4.




j / u / p / m

5.



b / a / l / c / k

Part 6. Look at the pictures and read the questions. Write one-word answers.



fruit on next to under brother one

Example

How many tables are there?

..... one

1. Where is the dog?

..... the TV

2. What can you see on the table?

.....

3. Where is the ball?

..... the table

4. Where is Grandma?

..... grandpa

5. Where is Dad?

next to