



1 Which activity will the family do this year?



A ☐



B ☐




C ☐


2 Which is the woman's house?



A ☐




B ☐




C ☐


3 Why will drivers have problems this morning?



A ☐



B ☐

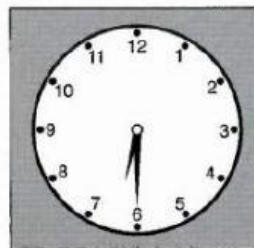


C ☐

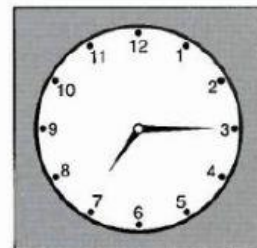
4 What time will Robin leave the house?



A ☐




B ☐



C ☐

5 What did Simon do this morning?



A ☐




B ☐



C ☐

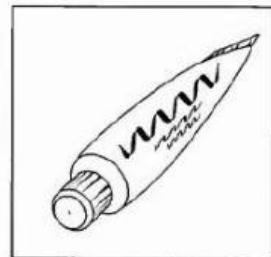
6 What hasn't the girl packed yet?



A ☐




B ☐



C ☐

7 What has the woman just bought?



A ☐



B ☐



C ☐

Part 3

Science World

Next week's Special Events

EVENTS:

- * Electricity workshop
- * Experiments with water
- * Talk about space travel by
well-known scientist from
(15)

TIME OF DAY:

(14)
Wednesday morning
Saturday evening

Science World entrance fees are: £3.00 Adults
£2.00 Children

Tickets for Special Events cost extra: (16) £ Adults

Reduced prices for children

Get tickets direct from Science World on 284311,

or from the (17)

Newton Café is next to the (18)
(snacks available all day).

Phone Science World for free ticket to exhibition about

(19)