



Exercise 7 : Look and write.

a



What is this?

It's a

b



What is this?

It's a

c



What is this?

It's a



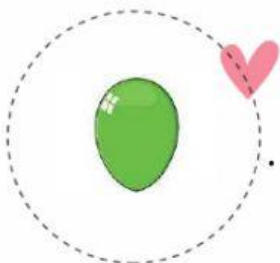
Exercise 8 : Read and match.



It's a teddy bear.



It's a balloon.

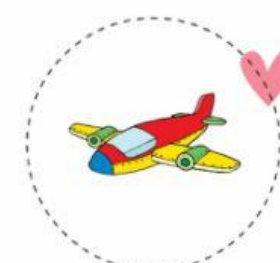



It's a puppet.

It's a robot.

It's a plane.

It's a car.





Exercise 9 : Look and circle.

a



Is it a car?

Yes, it is.

No, it isn't.

b



Is it a teddy bear?

Yes, it is.

No, it isn't.

c



Is it a robot?

Yes, it is.

No, it isn't.

d



Is it a puppet?

Yes, it is.

No, it isn't.



Exercise 10 : Look , read and match.

a



Is it a robot?

Yes, it is.

b



Is it a car?

c



Is it a balloon?

No, it isn't.

d



Is it a puppet?



Exercise 11 : Look , read and complete.

a



Is it a?
Yes, it is.

b



Is it a robot?
.....,it isn't.

c



..... a teddy bear?
Yes, it is.

c



Is it a puppet?
No, it



Exercise 12 : Circle the odd – one – out.

a



b



c





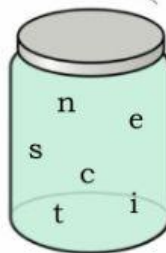

Exercise 13 : Look and circle the right picture.



Exercise 14 : Order the letter.



a



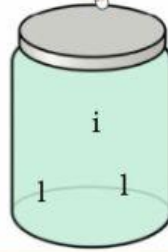
b



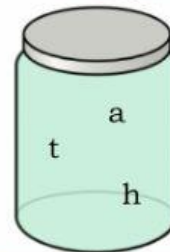
c



d



e



f