

Name: \_\_\_\_\_

Date: \_\_\_\_\_

Score: \_\_\_\_\_

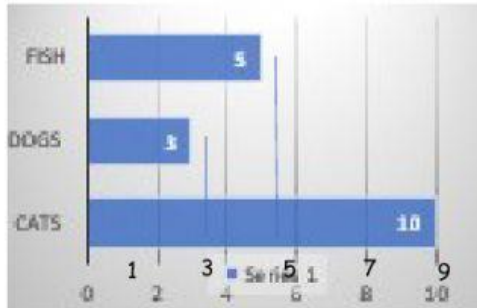
# TEAM PRACTICE #2



## GRAPHS & DATA LABEL THE GRAPHS

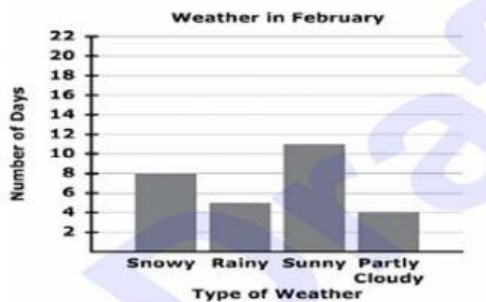
Example:

Q: What is the difference between cats and fish?



- ✓ Find the Key = By 1
- ✓ Label the Graphs = Fish 5, Dogs 3, Cats 10
- ✓ Number Sentence =  $10 - 5 = 5$

Q: What was the difference between Sunny and Rainy days? \_\_\_\_\_

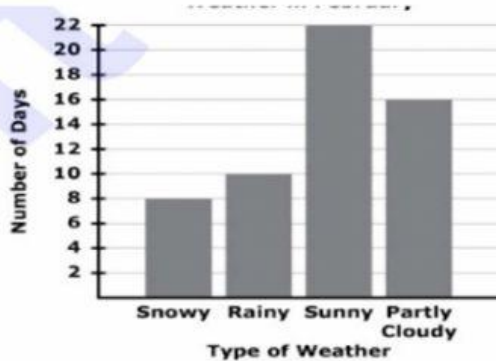


FK=

LG=

NS

Q: What was the total of Sunny and Snowy days? \_\_\_\_\_

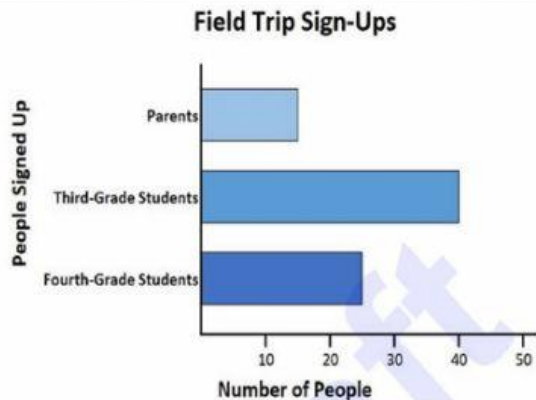


FK=

LG=

NS

Q: What was the total of students going to the field Trip? \_\_\_\_\_

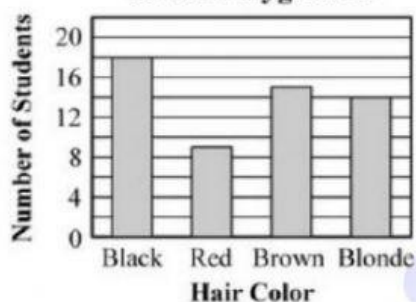


FK=

LG=

NS

**Hair Color of Students on the Playground**



Q: How many more students has their hair color black, than red? \_\_\_\_\_

FK=

LG=

NS

Q: How many more minutes did Micah practice on Friday and Monday than Tuesday? \_\_\_\_\_

**Minutes Micah Practiced Last Week**

Day of Week	Minutes of Practice
Monday	3 notes
Tuesday	2 notes
Wednesday	4 notes
Thursday	3 notes
Friday	6 notes
Saturday	5 notes
Sunday	1 note

1 note = 10 minutes

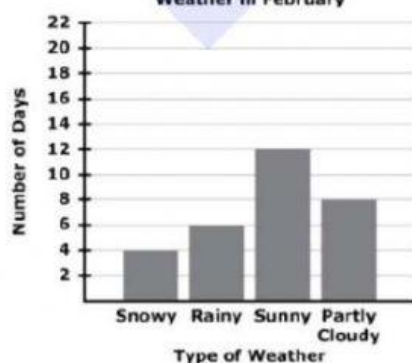
FK=

LG=

NS



**Weather in February**



Q: What was the difference between Party Cloudy and Snowy days? \_\_\_\_\_

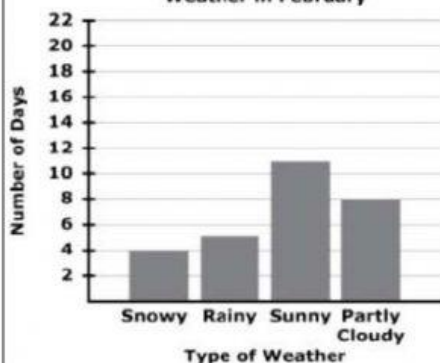
FK=

LG=

NS

Q: How many more Sunny and Rainy than Snowy were recorded in the Graph? \_\_\_\_\_

**Weather in February**



FK=

LG=

NS



Name: \_\_\_\_\_

Date: \_\_\_\_\_

Score: \_\_\_\_\_

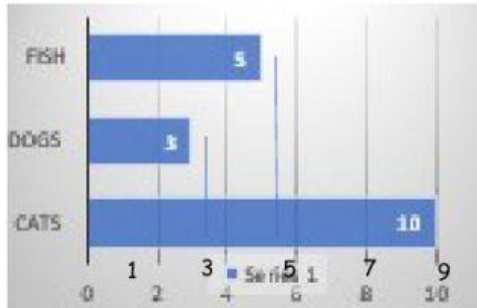
# TEAM PRACTICE #2



## GRAPHS & DATA LABEL THE GRAPHS

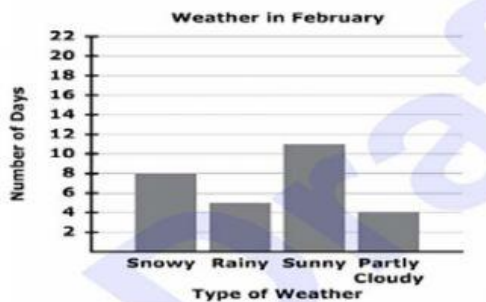
Example:

Q: What is the difference between cats and fish?



- ✓ Find the Key = By 1
- ✓ Label the Graphs = Fish 5, Dogs 3, Cats 10
- ✓ Number Sentence =  $10 - 5 = 5$

Q: What was the difference between Sunny and Rainy days? \_\_\_\_\_

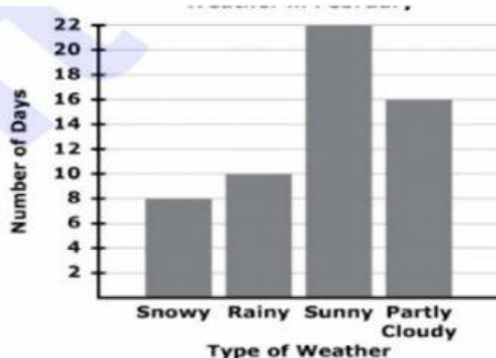


FK=

LG=

NS

Q: What was the total of Sunny and Snowy days? \_\_\_\_\_

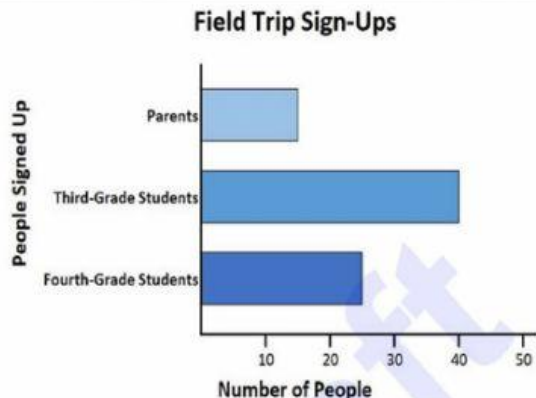


FK=

LG=

NS

Q: What was the total of students going to the field Trip? \_\_\_\_\_



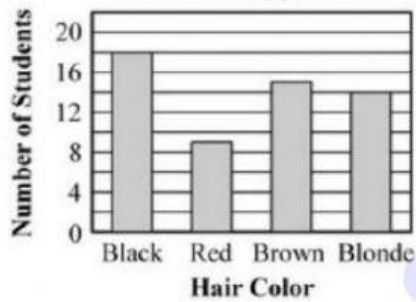
FK=

LG=

NS



**Hair Color of Students on the Playground**



Q: How many more students has their hair color black, than red? \_\_\_\_\_

FK=

LG=

NS

Q: How many more minutes did Micah practice on Friday and Monday than Tuesday? \_\_\_\_\_

**Minutes Micah Practiced Last Week**

Day of Week	Minutes of Practice
Monday	3 notes
Tuesday	2 notes
Wednesday	4 notes
Thursday	3 notes
Friday	6 notes
Saturday	5 notes
Sunday	1 note

1 note = 10 minutes

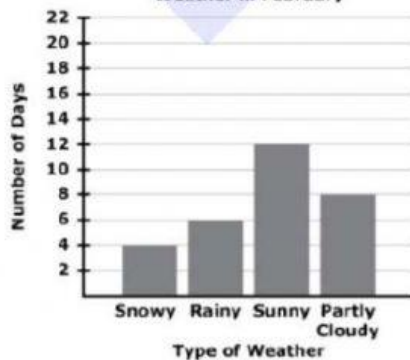
FK=

LG=

NS



**Weather in February**



Q: What was the difference between Party Cloudy and Snowy days? \_\_\_\_\_

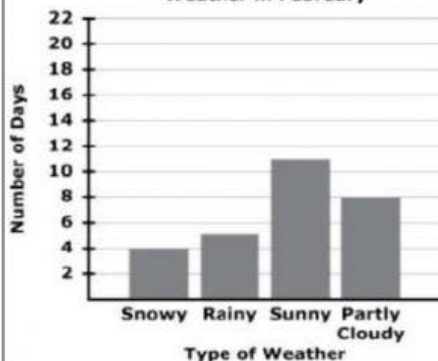
FK=

LG=

NS

Q: How many more Sunny and Rainy than Snowy were recorded in the Graph? \_\_\_\_\_

**Weather in February**



FK=

LG=

NS



Name: \_\_\_\_\_

Date: \_\_\_\_\_

Score: \_\_\_\_\_

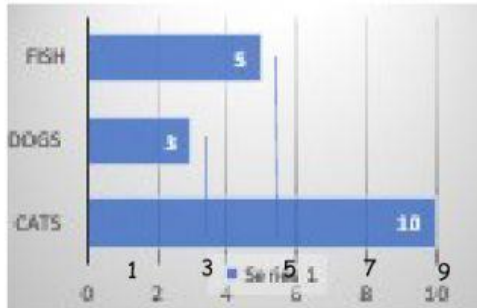
# TEAM PRACTICE #2



## GRAPHS & DATA LABEL THE GRAPHS

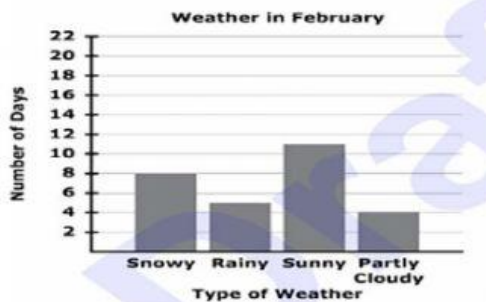
Example:

Q: What is the difference between cats and fish?



- ✓ Find the Key = By 1
- ✓ Label the Graphs = Fish 5, Dogs 3, Cats 10
- ✓ Number Sentence =  $10 - 5 = 5$

Q: What was the difference between Sunny and Rainy days? \_\_\_\_\_

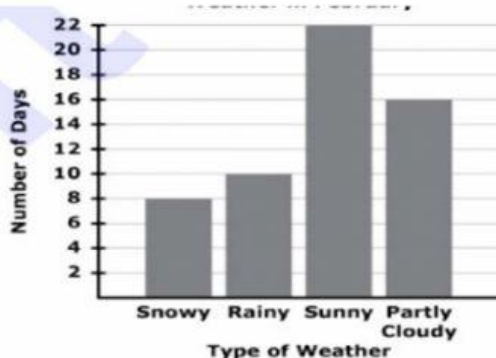


FK=

LG=

NS

Q: What was the total of Sunny and Snowy days? \_\_\_\_\_

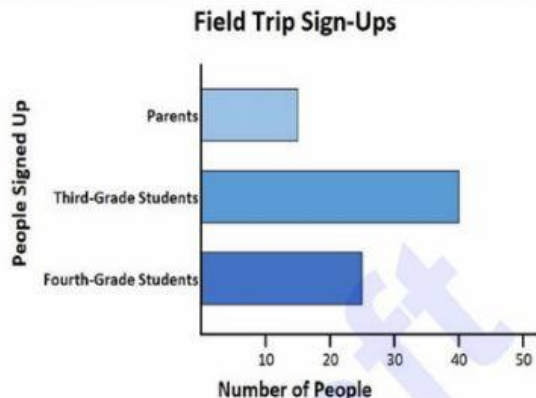


FK=

LG=

NS

Q: What was the total of students going to the field Trip? \_\_\_\_\_

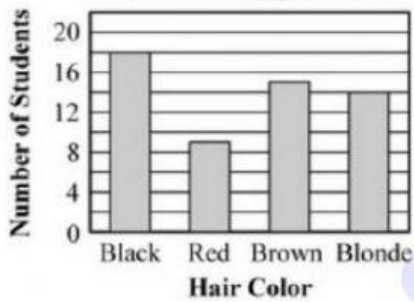


FK=

LG=

NS

**Hair Color of Students on the Playground**



Q: How many more students has their hair color black, than red? \_\_\_\_\_

FK=

LG=

NS

Q: How many more minutes did Micah practice on Friday and Monday than Tuesday? \_\_\_\_\_

**Minutes Micah Practiced Last Week**

Day of Week	Minutes of Practice
Monday	♫ ♫ ♫
Tuesday	♫ ♫
Wednesday	♫ ♫ ♫ ♫
Thursday	♫ ♫ ♫
Friday	♫ ♫ ♫ ♫ ♫ ♫
Saturday	♫ ♫ ♫ ♫ ♫ ♫
Sunday	♫

♫ = 10 minutes

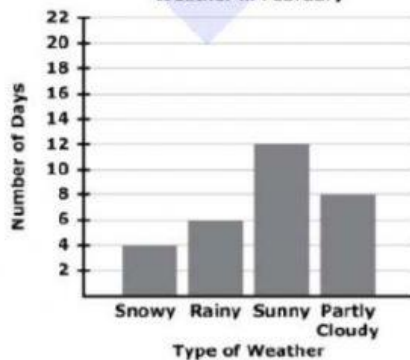
FK=

LG=

NS



**Weather in February**



Q: What was the difference between Party Cloudy and Snowy days? \_\_\_\_\_

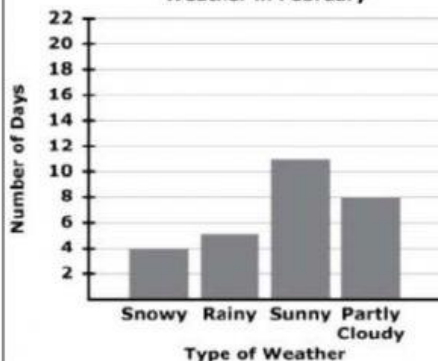
FK=

LG=

NS

Q: How many more Sunny and Rainy than Snowy were recorded in the Graph? \_\_\_\_\_

**Weather in February**



FK=

LG=

NS





Name: \_\_\_\_\_

Date: \_\_\_\_\_

Score: \_\_\_\_\_

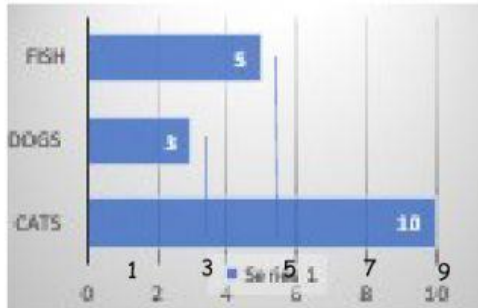
# TEAM PRACTICE #2



## GRAPHS & DATA LABEL THE GRAPHS

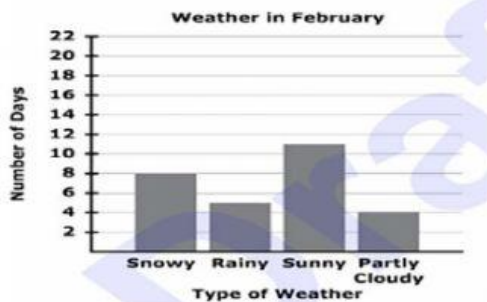
Example:

Q: What is the difference between cats and fish?



- ✓ Find the Key = By 1
- ✓ Label the Graphs = Fish 5, Dogs 3, Cats 10
- ✓ Number Sentence =  $10 - 5 = 5$

Q: What was the difference between Sunny and Rainy days? \_\_\_\_\_

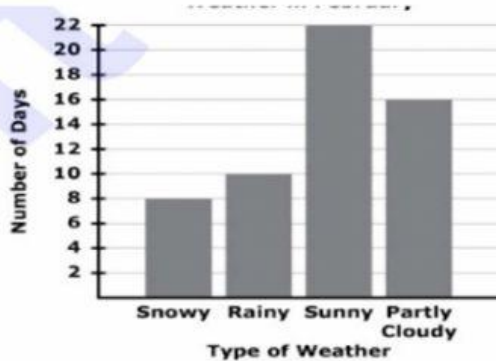


FK=

LG=

NS

Q: What was the total of Sunny and Snowy days? \_\_\_\_\_

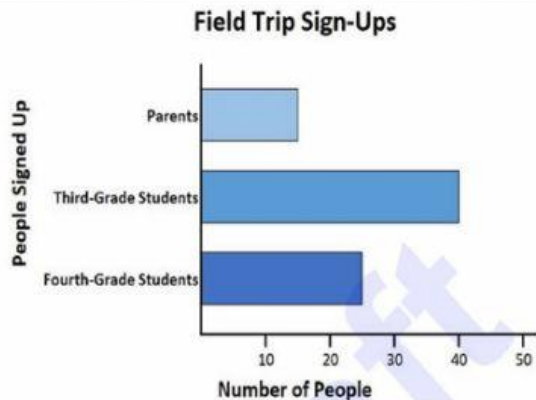


FK=

LG=

NS

Q: What was the total of students going to the field Trip? \_\_\_\_\_

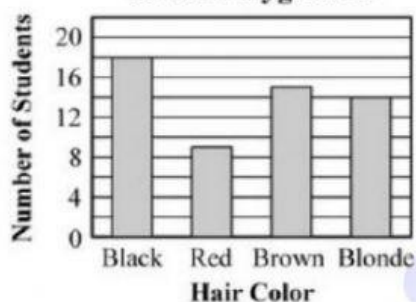


FK=

LG=

NS

**Hair Color of Students on the Playground**



Q: How many more students has their hair color black, than red? \_\_\_\_\_

FK=

LG=

NS

Q: How many more minutes did Micah practice on Friday and Monday than Tuesday? \_\_\_\_\_

**Minutes Micah Practiced Last Week**

Day of Week	Minutes of Practice
Monday	3 notes
Tuesday	2 notes
Wednesday	4 notes
Thursday	3 notes
Friday	6 notes
Saturday	5 notes
Sunday	1 note

1 note = 10 minutes

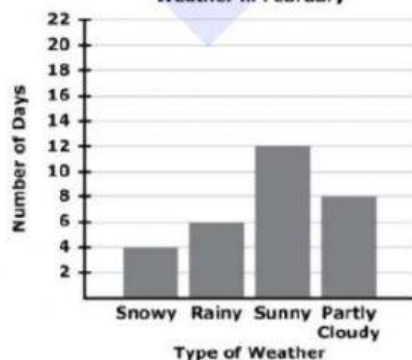
FK=

LG=

NS



**Weather in February**



Q: What was the difference between Party Cloudy and Snowy days? \_\_\_\_\_

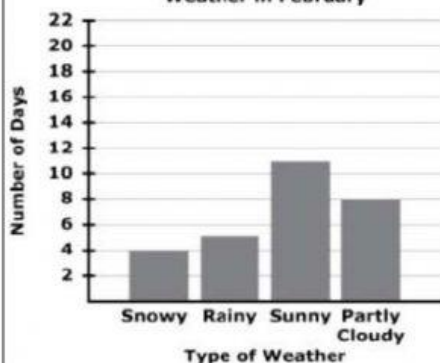
FK=

LG=

NS

Q: How many more Sunny and Rainy than Snowy were recorded in the Graph? \_\_\_\_\_

**Weather in February**



FK=

LG=

NS





Name: \_\_\_\_\_

Date: \_\_\_\_\_

Score: \_\_\_\_\_

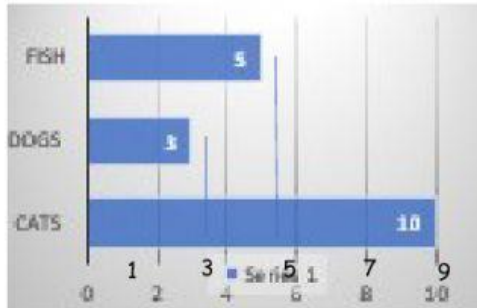
# TEAM PRACTICE #2



## GRAPHS & DATA LABEL THE GRAPHS

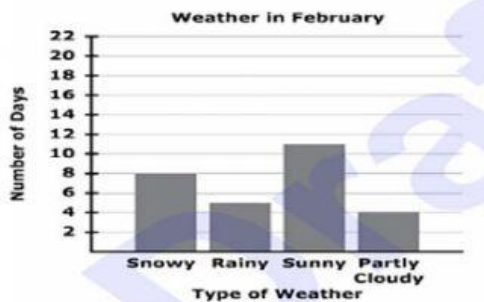
Example:

Q: What is the difference between cats and fish?



- ✓ Find the Key = By 1
- ✓ Label the Graphs = Fish 5, Dogs 3, Cats 10
- ✓ Number Sentence =  $10 - 5 = 5$

Q: What was the difference between Sunny and Rainy days? \_\_\_\_\_

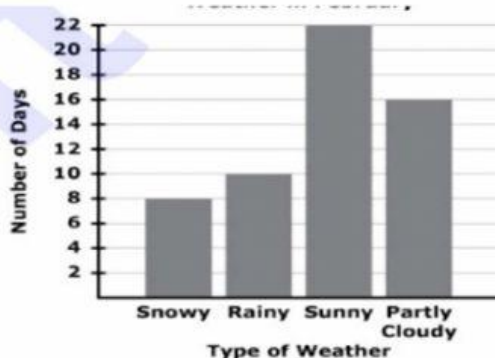


FK=

LG=

NS

Q: What was the total of Sunny and Snowy days? \_\_\_\_\_

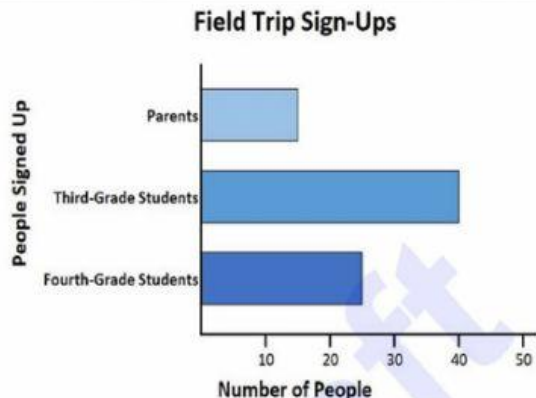


FK=

LG=

NS

Q: What was the total of students going to the field Trip? \_\_\_\_\_



FK=

LG=

NS